

IRONCRAFT

Contact your Authorized Ironcraft Dealer
for all your parts needs



6100 / 6200 SERIES MOLD BOARD PLOW PARTS MANUAL


11.1 Ground Engaging Components



Item	Part #	Description	Qty
1	610020	*Plow Share – 12"	1*
	610021	*Plow Share – 14"	
	610022	*Plow Share – 16"	
2	610016	*Moldboard – 12"	1*
	610017	*Moldboard – 14"	
	610018	*Moldboard – 16"	
3	610019	*Bolt, Washer & Nut Kit 7/16"x 1-1/2" – for share (5-Pack)	1*
4	61006M	*Vertical Beam 1"x 3"x 16" – for Model 6112M	1*
	610014	*Vertical beam 1"x 3"x 19-1/2"	1*
5	610030	**Bolt, Lockwasher & Nut Kit 3/4"x2-1/2" – for Bottom of Vertical Beam	2**
6	610015	Plow Bolt, Flatwasher & Nut Kit 5/8"x 3" – for Bottom of Vertical Beam	6
7	610012	Long Landslide	1
8	610032	Landslide – for 2-Bottom Only	1
9	610013	Skid Shoe 1/4"x 2" x 5"	1
10	610011	*Moldboard Brace	1*
11	610010	*Frog Weldment	1*

NOTE: *2-Required for 2-Bottom Plow **4-Required for 2-Bottom Plow

11.2 Plow Frame




Item	Part #	Description	Qty
1	730009	U-Bolt – for A-Frame	2
2	610003	Bottom Bracket – for A-Frame	2
3	610004	Bolt & Nut Kit 5/8" x 2-1/2" – for Bottom A-Frame Brkt.	4
4	61001M	A-Frame Tube – for Model 6112M	1
	610005	A-Frame Tube – for All Other Models	1
5	61004M	Z-Bar 1/2" x 4" x 28" – for Model 6112M	1
	610007	Z-Bar 1" x 3" x 28-1/2" – for All Other Models	1
6	610008	*Bar Plate	2*
7	610015	Bolt, Lockwasher & Nut Kit 5/8" x 3" – for Bottom Vertical Beam on Model 6112M	2
8	170008	*Bolt, Lockwasher & Nut Kit 5/8" x 4" – for Top of Bar Plate	2*
9	110068	**Bolt, Lockwasher & Nut Kit 3/4" x 3" (4-Pack) – Bar Plate Middle Bolt	1**
10	61005M	Bar Plate – for Model 6112M	1
11	610009	**Shearbolt, Lockwasher & Nut Kit 7/16" x 2-1/2" (5-Pack) **Grade-2	1**
	61003M	Left Side Bar – for Model 6112M	1
	610006	Left Side Bare – for 1-Bottom	1
	610090	Left Side Bar – for 2-Bottom	1
13	610006	Right Side Bar – for 2-Bottom	1
14	610028	A-Frame, Right Bottom Bracket – for 2-Bottom	1
15	110032	Lift Pin Kit CAT-I	2

NOTE: *4-Required on 2-Bottom


**2-Required on 2-Bottom

11.3 A-Frame




Item	Part #	Description	Qty
1	61000M	A-Frame – for Model 6112M	1
	610001	A-Frame – for 1-Bottom	1
2	610025	A-Frame, Left – for 2-Bottom	1
3	610026	A-Frame, Right – for 2-Bottom	1
4	61002M	Back Brace – for Model 6112M	1
	170000	Back Brace – for 1-Bottom	1
	610029	Back Brace – for 2-Bottom	1
5	170008	Bolt, Lockwasher & Nut Kit 5/8" x 4" – for A-Frame/Back Brace	1
6	110030	Spacer 2" – for A-Frame	1
7	110004	Bolt, Lockwasher & Nut Kit 5/8" x 2" (4-Pack) – for Back Brace Model 6112M	1
8	170008	Bolt & Locknut Kit 5/8" x 4" – for Top Bar Plate Model 6112M	1

11.4 Optional Coulter Kit



Item	Part #	Description	Qty
1	610040	Coulter Kit - No Longer Available	1
2	610041	U-Bolt Kit – with Lockwashers & Nuts	1
3	610042	U-Bolt Bracket	1
4	610043	Adjustment Rod	1
5	610044	Spring Pin 1/4" x 2-1/2"	2
6	440004	Flatwasher 1-1/4"	1
7	610045	Coulter Disc Arm	1
8	610046	Coulter Disc - No Longer Available	1
9	610047	Disc Hub with Bearing - No Longer Available	1
10	610048	Bolt & Locknut Kit 1/4" x 3/4" (10-Pack) – for Disc Hub	1
11	610049	Bolt, Lockwasher & Nut Kit 5/8" x 3" – Hub Axle	1

11.5 Optional Gauge Wheel Kit



Item	Part #	Description	Qty
1	610050	Gauge Wheel Kit (Includes Items 2,3,4,5,6,7,8)	1
2	610051	Adjuster Bracket	2
3	610052	Bolt, Lockwasher & Nut Kit 1/2"x 3-1/2" (2-Pack)	1
4	610053	Depth Gauge Bar	1
5	610054	Depth Gauge Wheel	1
6	610047	Disc Hub with Bearing	1
7	610048	Bolt & Locknut Kit 1/4"x 3/4" (10-Pack) – for Disc Hub	1
8	610049	Bolt, Lockwasher & Nut Kit 5/8"x 3" – Axle Bolt	1