



# SNOW CANNON™ SERIES



TRACTOR SNOW  
BLOWER



# SNOW CANNON SERIES

## TRACTOR SNOW BLOWER

IronCraft snowblowers are designed with a durable performance and high capacity design to easily catapult snow away from driveways, parking lots and roads. The IronCraft Snow Cannon has three choices of widths ranging in required horsepower from 15-50.


### QUICK FEATURES

- 3 Point Hitch / Quick Hitch compatible.
- Welded Augers with High Tensile Steel Ribbon Flighting
- Five blade fan evacuates high volumes of snow quickly, and adds tighter tolerance to the housing.
- Heavy-duty gear box.
- Manual Pin-Style Deflector to set it and forget it.
- Adjustable skid shoes to extend cutting edge life.



### MANUAL DEFLECTOR

All IronCraft Snow Cannons come with a manual pin style deflector allowing a true set it and forget it approach to blowing snow.




### 3PH/QUICK ATTACH

All single auger PTO driven models are built for Category 1 or Category 2 type 3PH. All models are Quick Attach Compatible.

### HIGH TENSILE STEEL RIBBON FLIGHTING


To deliver even the heaviest wet snow to the awaiting fan, IronCraft Snow Cannons use machine formed hand welded augers made with high tensile steel ribbon flighting to provide strength and durability for years to come.

	SCS-54"	SCS-68"	SCS-78"
TRACTOR HP	15 HP	30 HP	50 HP
WORKING WIDTH	54 in	68 in	78 in
CHUTE ROTATION	Manual	Manual	Manual / Hydraulic
TPL MOUNT	Cat 1	Cat 1	Cat 1 & 2
WEIGHT	366 lbs	506 lbs	748 lbs




## SKID SHOES & RAILS

IronCraft Snow Cannons come equipped with adjustable skid shoes extending the life of the cutting edge and helping to protect surfaces from damage commonly associated with snow removal.



## GEAR BOX

Heavy Duty gear boxes transfer the power from the tractor into the driveline of the Snow Cannon, ensuring consistent power input to the auger and fan assemblies.



## FIVE BLADE FAN

All IronCraft Snow Cannons now feature a standard 5 blade fan. The five blades not only evacuate high volumes of snow quickly, but also feature tighter tolerance to the housing increasing velocity of the snow exiting the chute.



## MANUAL ROTATOR

Manual rotators are standard on all IronCraft Snow Cannons and can be optionally outfitted on most models where operators can safely reach the adjustment handle.



## WING BITS

Heavy Duty Wing Bits increase the width of the Snow Cannon for more snow processing.

## OPTIONAL UPGRADE

### HYDRAULIC ROTATOR

Choose an optional hydraulic rotator upgrade for a hands-off approach to chute rotation.

An optional hydraulic rotator is the ideal upgrade for tractors with cabs or operators making frequent adjustments.

