



IRONCRAFT

Contact your Authorized Ironcraft Dealer
for all your parts needs



6100 / 6200 SERIES MOLD BOARD PLOW PARTS MANUAL


11.1 Ground Engaging Components



| Item | Part # | Description | Qty |
|------|--------|--|-----|
| 1 | 610020 | *Plow Share – 12" | 1* |
| | 610021 | *Plow Share – 14" | |
| | 610022 | *Plow Share – 16" | |
| 2 | 610016 | *Moldboard – 12" | 1* |
| | 610017 | *Moldboard – 14" | |
| | 610018 | *Moldboard – 16" | |
| 3 | 610019 | *Bolt, Washer & Nut Kit 7/16"x 1-1/2" – for share (5-Pack) | 1* |
| 4 | 61006M | *Vertical Beam 1"x 3"x 16" – for Model 6112M | 1* |
| | 610014 | *Vertical beam 1"x 3"x 19-1/2" | 1* |
| 5 | 610030 | **Bolt, Lockwasher & Nut Kit 3/4"x2-1/2" – for Bottom of Vertical Beam | 2** |
| 6 | 610015 | Plow Bolt, Flatwasher & Nut Kit 5/8"x 3" – for Bottom of Vertical Beam | 6 |
| 7 | 610012 | Long Landslide | 1 |
| 8 | 610032 | Landslide – for 2-Bottom Only | 1 |
| 9 | 610013 | Skid Shoe 1/4"x 2" x 5" | 1 |
| 10 | 610011 | *Moldboard Brace | 1* |
| 11 | 610010 | *Frog Weldment | 1* |

NOTE: *2-Required for 2-Bottom Plow **4-Required for 2-Bottom Plow

11.2 Plow Frame




| Item | Part # | Description | Qty |
|------|--------|--|-----|
| 1 | 730009 | U-Bolt – for A-Frame | 2 |
| 2 | 610003 | Bottom Bracket – for A-Frame | 2 |
| 3 | 610004 | Bolt & Nut Kit 5/8" x 2-1/2" – for Bottom A-Frame Brkt. | 4 |
| 4 | 61001M | A-Frame Tube – for Model 6112M | 1 |
| | 610005 | A-Frame Tube – for All Other Models | 1 |
| 5 | 61004M | Z-Bar 1/2" x 4" x 28" – for Model 6112M | 1 |
| | 610007 | Z-Bar 1" x 3" x 28-1/2" – for All Other Models | 1 |
| 6 | 610008 | *Bar Plate | 2* |
| 7 | 610015 | Bolt, Lockwasher & Nut Kit 5/8" x 3" – for Bottom Vertical Beam on Model 6112M | 2 |
| 8 | 170008 | *Bolt, Lockwasher & Nut Kit 5/8" x 4" – for Top of Bar Plate | 2* |
| 9 | 110068 | **Bolt, Lockwasher & Nut Kit 3/4" x 3" (4-Pack) – Bar Plate Middle Bolt | 1** |
| 10 | 61005M | Bar Plate – for Model 6112M | 1 |
| 11 | 610009 | **Shearbolt, Lockwasher & Nut Kit 7/16" x 2-1/2" (5-Pack) **Grade-2 | 1** |
| | 61003M | Left Side Bar – for Model 6112M | 1 |
| | 610006 | Left Side Bar – for 1-Bottom | 1 |
| | 610090 | Left Side Bar – for 2-Bottom | 1 |
| 13 | 610006 | Right Side Bar – for 2-Bottom | 1 |
| 14 | 610028 | A-Frame, Right Bottom Bracket – for 2-Bottom | 1 |
| 15 | 110032 | Lift Pin Kit CAT-I | 2 |

NOTE: *4-Required on 2-Bottom


**2-Required on 2-Bottom

11.3 A-Frame




| Item | Part # | Description | Qty |
|------|--------|--|-----|
| 1 | 61000M | A-Frame – for Model 6112M | 1 |
| | 610001 | A-Frame – for 1-Bottom | 1 |
| 2 | 610025 | A-Frame, Left – for 2-Bottom | 1 |
| 3 | 610026 | A-Frame, Right – for 2-Bottom | 1 |
| 4 | 61002M | Back Brace – for Model 6112M | 1 |
| | 170000 | Back Brace – for 1-Bottom | 1 |
| | 610029 | Back Brace – for 2-Bottom | 1 |
| 5 | 170008 | Bolt, Lockwasher & Nut Kit 5/8" x 4" – for A-Frame/Back Brace | 1 |
| 6 | 110030 | Spacer 2" – for A-Frame | 1 |
| 7 | 110004 | Bolt, Lockwasher & Nut Kit 5/8" x 2" (4-Pack) – for Back Brace Model 6112M | 1 |
| 8 | 170008 | Bolt & Locknut Kit 5/8" x 4" – for Top Bar Plate Model 6112M | 1 |

11.4 Optional Coulter Kit



| Item | Part # | Description | Qty |
|------|--------|---|-----|
| 1 | 610040 | Coulter Kit - No Longer Available | 1 |
| 2 | 610041 | U-Bolt Kit – with Lockwashers & Nuts | 1 |
| 3 | 610042 | U-Bolt Bracket | 1 |
| 4 | 610043 | Adjustment Rod | 1 |
| 5 | 610044 | Spring Pin 1/4" x 2-1/2" | 2 |
| 6 | 440004 | Flatwasher 1-1/4" | 1 |
| 7 | 610045 | Coulter Disc Arm | 1 |
| 8 | 610046 | Coulter Disc - No Longer Available | 1 |
| 9 | 610047 | Disc Hub with Bearing - No Longer Available | 1 |
| 10 | 610048 | Bolt & Locknut Kit 1/4" x 3/4" (10-Pack) – for Disc Hub | 1 |
| 11 | 610049 | Bolt, Lockwasher & Nut Kit 5/8" x 3" – Hub Axle | 1 |

11.5 Optional Gauge Wheel Kit



| Item | Part # | Description | Qty |
|------|--------|--|-----|
| 1 | 610050 | Gauge Wheel Kit (Includes Items 2,3,4,5,6,7,8) | 1 |
| 2 | 610051 | Adjuster Bracket | 2 |
| 3 | 610052 | Bolt, Lockwasher & Nut Kit 1/2"x 3-1/2" (2-Pack) | 1 |
| 4 | 610053 | Depth Gauge Bar | 1 |
| 5 | 610054 | Depth Gauge Wheel | 1 |
| 6 | 610047 | Disc Hub with Bearing | 1 |
| 7 | 610048 | Bolt & Locknut Kit 1/4"x 3/4" (10-Pack) – for Disc Hub | 1 |
| 8 | 610049 | Bolt, Lockwasher & Nut Kit 5/8"x 3" – Axle Bolt | 1 |