



# IRONCRAFT

Contact your Authorized Ironcraft Dealer  
for all your parts needs



## **3100 / 3200 SERIES BOX BLADE PARTS MANUAL**


### 3100 Series



Item	4-ft Part #	5-ft Part #	6-ft Part #	7-ft Part #	8-ft Part #	Description	Qty
1	310000	310006	310012	310018	310024	Frame, Standard - BLUE	1
	310001	310007	310013	310019	310025	Frame, Standard - GREEN	
	310002	310008	310014	310020	310026	Frame, Standard - GREY	
	310003	310009	310015	310021	310027	Frame, Standard - ORANGE	
	310004	310010	310016	310022	310028	Frame, Standard - RED	
	310005	310011	310017	310023	310029	Frame, Standard - YELLOW	
2	310030	310030	310030	310030	310030	Bolt & Locknut Kit 3/4"x 4" - for A-Frame	1
3	150051	150051	150051	150051	150051	Spacer 2-1/4" - for A-Frame	1
4	310031	310031	310031	310031	310031	Lift Pin CAT-I - Handle Type	2
5	310032	310032	310032	310032	310032	Lynch Pin 3/8"	2
6	310033	310033	310033	310033	310033	Box Shank with Point	A/R
7	310034	310034	310034	310034	310034	Pin, L Type - for Box Shank	A/R
8	310035	---	---	---	---	Cutting Edge 3/8"x 6" x 47-3/4"	2
	---	310036	---	---	---	Cutting Edge 3/8"x 6" x 59-3/4"	
	---	---	310037	---	---	Cutting Edge 3/8"x 6" x 71-3/4"	
	---	---	---	310038	---	Cutting Edge 3/8"x 6" x 83-3/4"	
	---	---	---	---	310039	Cutting Edge 3/8"x 6" x 95-3/4"	
9	310040	310040	310040	310040	310040	Plow Bolt & Nut Kit 5/8"x 1-1/2"	A/R

A/R = As Required

9.2 3200 Series



Item	6-ft Part #	7-ft Part #	8-ft Part #	Description	Qty
1	320000	320006	320012	Frame, Standard - BLUE	1
	320001	320007	320013	Frame, Standard - GREEN	
	320002	320008	320014	Frame, Standard - GREY	
	320003	320009	320015	Frame, Standard - ORANGE	
	320004	320010	320016	Frame, Standard - RED	
	320005	320011	320017	Frame, Standard - YELLOW	
2	320019	320019	320019	A-Frame, Heavy Duty 1/2"x 4" x 26"	2
3	110029	110029	110029	Bolt & Locknut Kit 5/8"x 4-1/2" - for Top A-Frame	1
4	320020	320020	320020	Bolt & Locknut Kit 5/8"x 2" - for Bottom A-Frame	1
5	320021	320021	320021	Spacer 2" - for A-Frame	1
6	320022	320022	320022	Back Brace 1/2"x 2-1/2"x 29-1/2"	2
7	110004	110004	110004	Bolt & Locknut Kit 5/8"x 2" - for Back Brace	1
8	310031	310031	310031	Lift Pin CAT-I Handle Type	2
	450006	450006	450006	Lift Pin CAT-II Stepdown Pin	2
9	310032	310032	310032	Lynch Pin 3/8"	2
10	310033	310033	310033	Box Shank with Point	A/R
11	310034	310034	310034	Pin, L Type - for Box Shank	A/R
12	310037	---	---	Cutting Edge 3/8"x 6" x 71-3/4"	2
	---	310038	---	Cutting Edge 3/8"x 6" x 83-3/4"	
	---	---	310039	Cutting Edge 3/8"x 6" x 95-3/4"	
13	310040	Plow Bolt & Nut Kit 5/8"x 1-1/2"		A/R	

A/R = As Required