


Pete the Cat's Cool New Ride

Author: Kimberly & James Dean

This AAC Companion pairs with Pete the Cat's Cool New Ride Activity Sheets! See the activity sheets at the end of this companion.

- **Counting is Cool**
- **Vroom! Vroom!**
- **Coloring is Groovy**



AAC Implementation Tips for All Activities:

AAC Integration Strategies:

- Model vocabulary on the student's AAC device throughout all activities
- Pause and wait for student responses (10+ seconds)
- Use aided language input - select an icon on their device as you speak
- Honor all communication attempts, including approximations
- Repeat target words/phrases multiple times in natural contexts
- Focus on core words or phrases that can be used across multiple activities
- Use a variety of language functions during activities including requesting, commenting, protesting, sharing joy

Differentiation Ideas:

- For emerging communicators: Focus on single-word vocabulary (i.e. go, stop, more, colors)
- For expanding communicators: Target 2-3 word phrases (i.e. I want ___, put on ___)
- For advanced communicators: Practice full sentences and descriptive language
- For gestalt language processors: Incorporate phrases or gestalts that can be used in a variety of settings

For Virtual/Teletherapy Sessions:

- Prepare materials list for families ahead of time with common household alternatives
- Use screen share effectively for PowerPoint activities and videos
- Use household items for sensory activities (rice, beans, cotton balls)

AbleNet

QuickTalker Freestyle
LET THE CONVERSATION BEGIN

Pete the Cat's Cool New Ride

Theme/Focus:

Farm Animals & Actions

Target Vocabulary: car, drive, ride, colors (blue, orange), stop, go, numbers (1-10), friends, more

Target Phrases: "Beep, beep, beep," "Rolling down the street," "This is cool!" "Come in!" "Here we go!"

Counting is Cool!

Activity Description: Use a street scene to practice counting, colors, and sound effects on the AAC device!

Materials:


- Pete the Cat's Cool New Ride: Counting is Cool Activity
- Marker/ Pen
- Toy Cars (Optional)

Directions:

- Using Pete the Cat's Cool New Ride: Counting is Cool Activity, practice counting the listed items on the AAC device (i.e. 1-2-3-4! 4 cars!).
- After recording your answers, use the device to label the colors, types, and sizes of the cars (i.e., big firetruck, yellow bus, little car)
- Make vehicle sounds with your voice or on the AAC device! Adding sounds to the device is a great way to increase engagement.
- Try incorporating toy cars into the activity. Match the toy cars to the cars in the picture or try driving on the road! Use the AAC device to narrate matching (e.g., same, found it, put here).

Skills to Target During Book Reading

1. Predicting (Will they fit?)
2. Yes/ No Questions
3. Sequencing (First, then)
4. Labeling (animals, vehicles)
5. Counting



go	stop	numbers	colors
vehicles	big	small	same
different	more	less	count

Vroom! Vroom!

Activity Description: Navigate a maze together to practice direction words, spatial concepts, and turn-taking using AAC!

Materials:

- Pete the Cat's Cool New Ride: Vroom! Vroom! Activity
- Marker/Pen or Finger Tracing



Directions:

- Before starting the maze, look at the scene together. Identify Pete's car and label the START and FINISH using the AAC device. Model "here," "there," "go," and "start."
- While navigating the maze (by tracing or using a finger), narrate with spatial vocabulary. Model direction words on the AAC device: "go," "stop," "turn," "left," "right," "this way," "uh oh". Pause at each dead-end and use "no," "try again," or even "nope!"
- Use the maze for turn-taking practice. Alternate who guides Pete through a section, requiring both partners to communicate their moves.
- When reaching the FINISH, celebrate on the AAC device! Model "done," "we did it," "yay," "cool". Comment on Pete's friends waiting at the finish. Try naming them and asking "who is it?" to target labeling and question comprehension.

go	stop	turn	no
more	help	done	this way
uh oh	try again	left	right

Coloring Is Groovy


Activity Description: Use Pete’s car coloring page to target color vocabulary, choice-making, and commenting during this creative activity!

Materials:

- Pete the Cat’s Cool New Ride: Coloring Is Groovy Activity
- Crayons, markers, or colored pencils (orange, green, red, yellow)

Directions:

- Point to the paint cans on the page (orange, green, red, yellow) and label the colors on the AAC device. Then take turns finding the corresponding crayon! Try picking the wrong color and allowing your user to say “yes” or “no”.
- Offer frequent color choices using aided language input. Hold up two crayons and model “orange or red?” “I want orange.” “your turn.” on the device. Allow them to select new colors or designs on their device!
- Target commenting throughout! Model “I like that,” “pretty,” “cool,” “more,” “done” as the user colors.
- When finished, talk about the completed picture! Ask questions (“what color is the car?” “do you like it?”) or model describing on the device (e.g., “blue car,” “orange fire”).

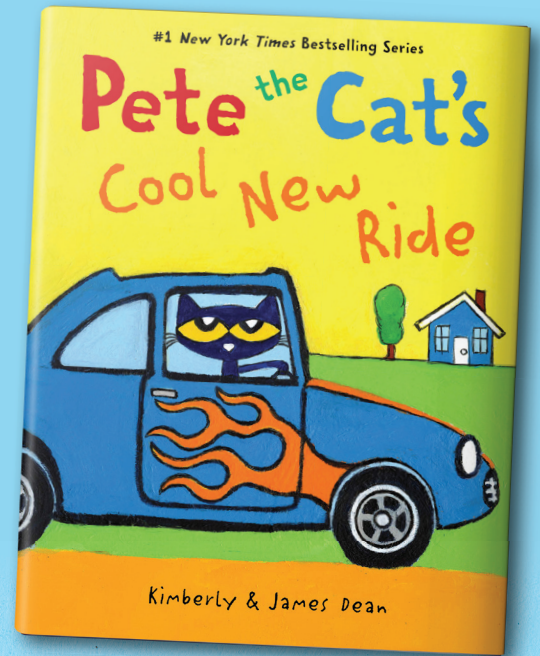



colors	orange	red	green
yellow	more	done	I want
pretty	cool	like	my turn

Pete ^{the} Cat's

Cool New Ride

ACTIVITY KIT





Vroom! Vroom!


Pete's friends need a ride. Can you help him through the maze to pick them up?

START

FINISH

PURR-FECT USED CARS

GROOVY



Coloring Is Groovy

Get creative with Pete!
Use your favorite colors to paint his car
and make it stand out on the page.

