

QUICK START

FUYL Tower 5 Wall Mount Kit



What's required?



x4



x1



x1*

*Not included

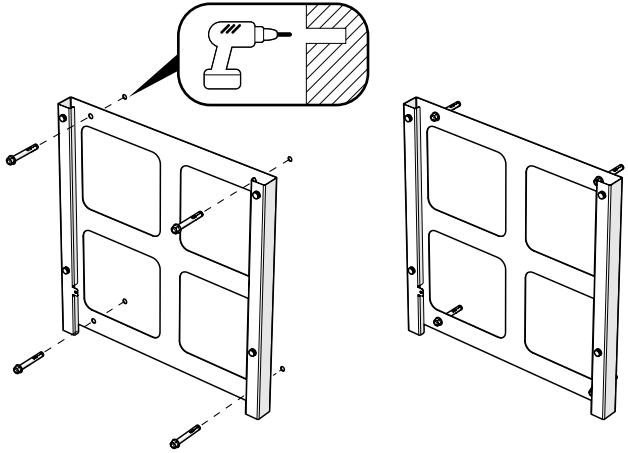


MOUNTING THE BRACKET ONTO THE WALL

1



Install bolts in wall then place wall bracket over the studs and fasten the nuts.

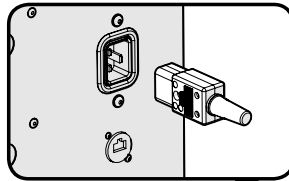


MOUNTING THE FUYL TOWER 5 ONTO THE BRACKET

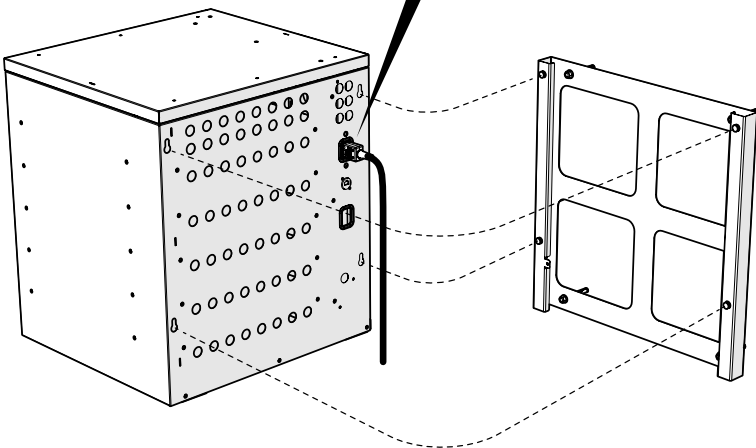
2



Plug power cable and network cable as required before mounting for an easier setup.



3



4

SECURING THE FUYL TOWER 5 TO THE BRACKET

