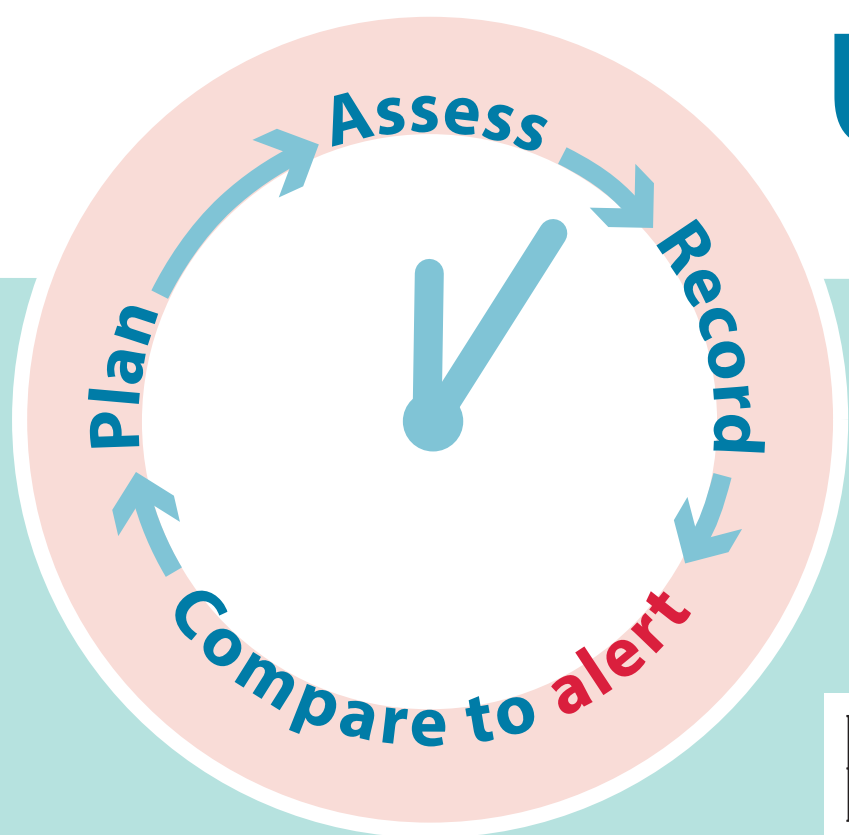




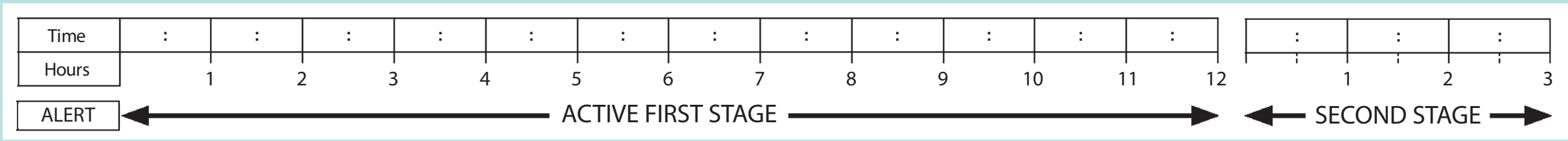
Prevent infection



Using the WHO Labour Care Guide

Start documentation
at active first stage: ≥ 5 cm

Complete top section and time axis



Provide respectful care

Assess supportive care

Record

Compare to **alert**



Every hour

Circle and take action

Companion	No
Pain relief	No
Oral fluid	No
Posture	Supine

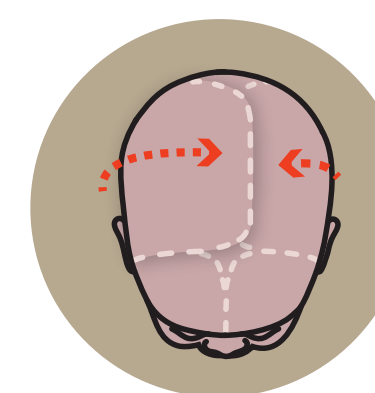
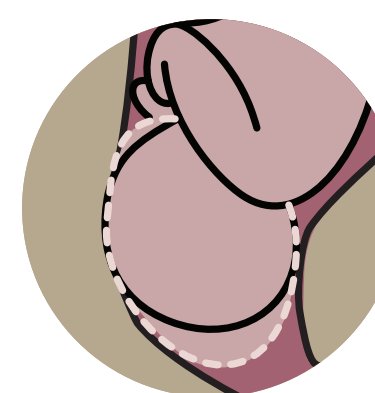
Assess well-being of baby

Record

Compare to **alert**



Every 30 min - 1st stage
Every 5 min - 2nd stage



Every 4 hours - 1st stage
Every hour - 2nd stage

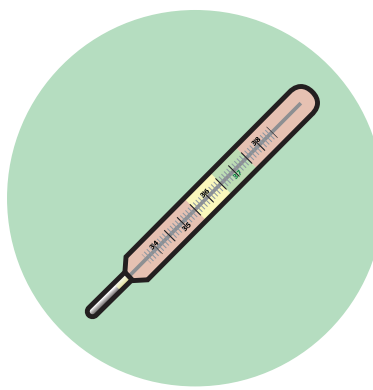
Circle and take action

Baseline FHR	<110, \geq 160
FHR deceleration	Late
Amniotic fluid	Meconium+++ Blood
Fetal position	Posterior Transverse
Caput	+++
Moulding	+++

Assess well-being of woman

Record

Compare to **alert**



Every 4 hours

Every void

Circle and take action

Pulse	<60, \geq 120
Systolic BP	<80, \geq 140
Diastolic BP	\geq 90
Temperature $^{\circ}$ C	<35.0, \geq 37.5
Urine	Protein ++ Acetone ++

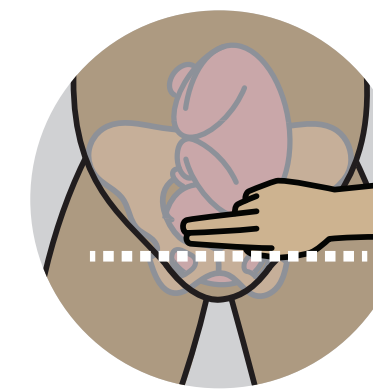
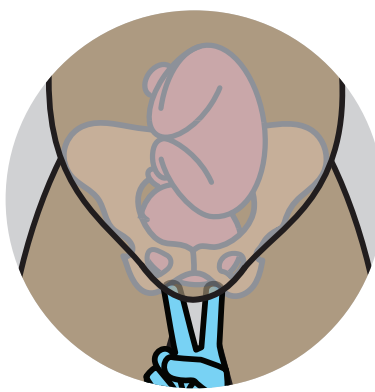
Assess labour progress

Record

Compare to **alert**



Every 30 min - 1st stage
Every 15 min - 2nd stage



Every 4 hours - 1st stage
Every 30 min - 2nd stage



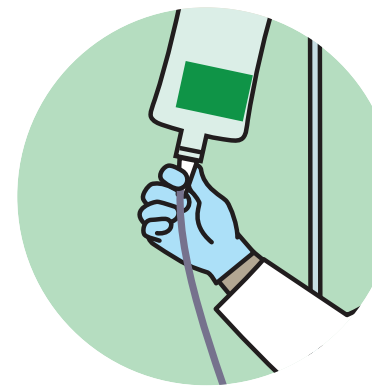
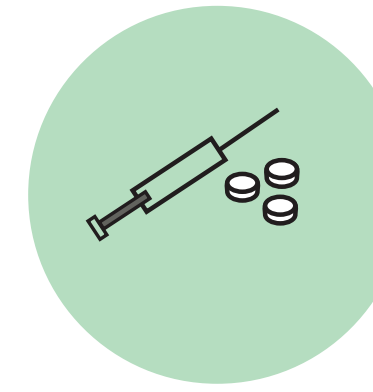
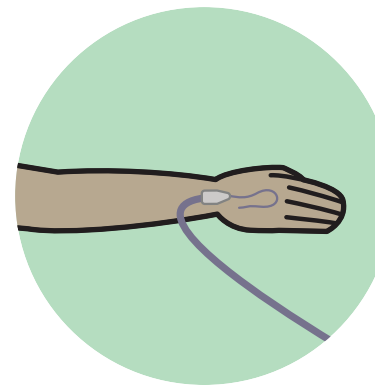
Every 15 min - 2nd stage

Circle and take action

Contractions per 10 min		≤2, >5
Duration of contractions		<20, >60
Cervix	9 cm	≥2 hours
	8 cm	≥2.5hours
	7 cm	≥3 hours
	6 cm	≥5 hours
	5 cm	≥6 hours

Assess need for medications

Record



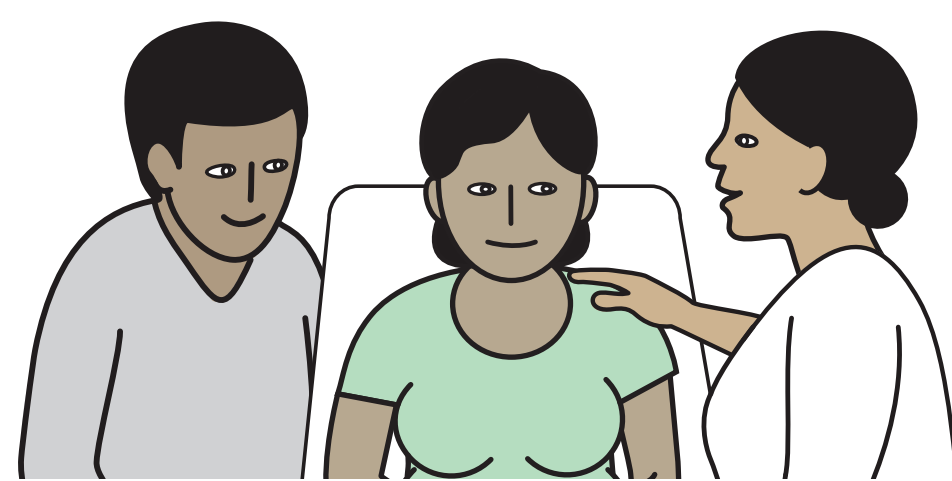
Every assessment - at least every hour

Oxytocin (U/L, drops/min)
Medicine
IV fluids

Shared decision-making

Record assessment

Share findings/
Options for care



Every assessment

Add your initials

Record the plan