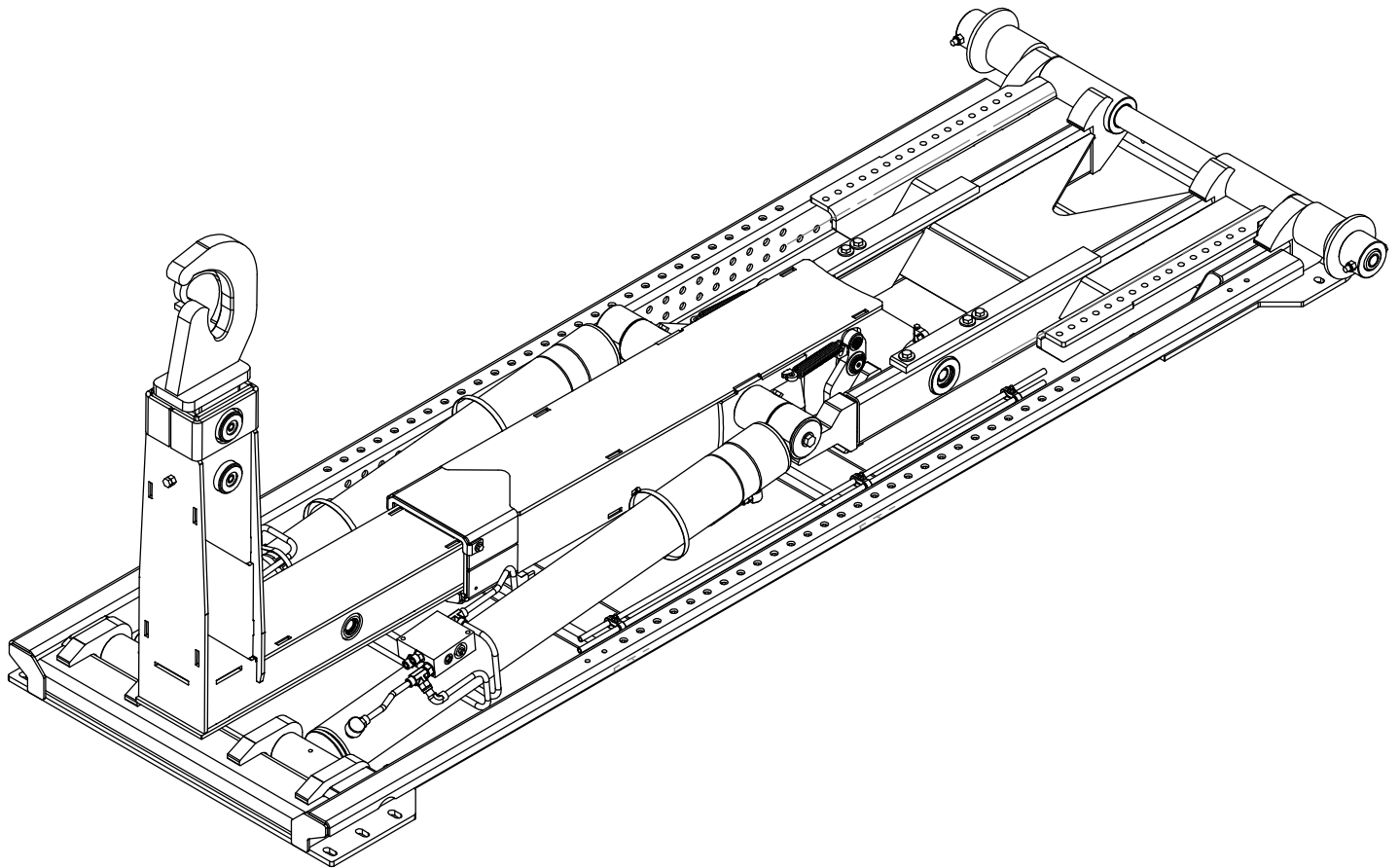




# NXT18 Hooklift

## Parts Manual

Installation • Assembly Drawings • Parts



**Stellar Industries, Inc.**

**190 State Street**

**PO Box 169**

**Garner, IA 50438**

**800-321-3741**

**Fax: 641-923-2811**

**[www.stellarindustries.com](http://www.stellarindustries.com)**


Subject to Change without Notification.  
© 2024 Stellar Industries, Inc.

REV3  
PN: 127719

# P65 Warning / Warranty Info / Cold Weather Notice

## **WARNING**

Operating, maintaining, and servicing a Stellar product may expose you to chemicals including, but not limited to, engine exhaust, carbon monoxide, phthalates, and lead. These chemicals are known to the State of California to cause cancer and birth defects (or other reproductive harm). To keep your exposure to a minimum, be sure to avoid breathing exhaust and service your Stellar product in a well-ventilated area while wearing gloves or washing your hands frequently. For more information, go to [www.P65Warnings.ca.gov/passenger-vehicle](http://www.P65Warnings.ca.gov/passenger-vehicle).



[www.p65warnings.ca.gov](http://www.p65warnings.ca.gov)

## **NOTICE**

### *Cold Weather Performance*

*Although clear data on cold weather performance from every steel manufacturer is not available for all types and thicknesses of steel, Stellar Industries is confident that the weldments on our products will operate to 100% of their intended purpose to temperatures down to -40° F / C.*

*It is recommended if Stellar manufactured equipment needs to be used in temperatures below -40° F / C, the operator should pull the unit into a climate-controlled area and allow the weldments to warm up to and then maintain a temperature above this level.*

**For Technical Questions, Information, Parts, or Warranty, Call Toll-Free at  
800-321-3741**

Hours: Monday - Friday, 8:00 a.m. - 5:00 p.m. CST

Or email at the following addresses:

**Technical Questions, and Information**


[service@stellarindustries.com](mailto:service@stellarindustries.com)

**Order Parts**

[parts@stellarindustries.com](mailto:parts@stellarindustries.com)

**Warranty Information**

[warranty@stellarindustries.com](mailto:warranty@stellarindustries.com)



[www.stellarindustries.com](http://www.stellarindustries.com)

# Table of Contents

Introduction .....	V
<b>Chapter 1 - Specifications .....</b>	<b>1</b>
NXT18 Specifications.....	2
NXT18 Specifications-continued.....	3
Serial Tag Location.....	4
<b>Chapter 2 - Assembly Drawings NXT18S .....</b>	<b>5</b>
NXT18S Base Assembly - PN 125811 .....	6
NXT18S Base Assembly - PN 125811 Parts List.....	7
NXT18S Dump Assembly - PN 125812 .....	8
NXT18S Dump Assembly - PN 125812 Parts List .....	9
NXT18S Secondary/Dump Latch Asm - PN 125813.....	10
Secondary/Dump Latch Asm - PN 125813 Parts List .....	11
Secondary/Dump Latch Asm Detail A - PN 125813 .....	12
Secondary/Dump Latch Asm - PN 125813 Parts List .....	13
NXT18S Main Cylinder Assembly - PN 126210.....	14
NXT18S Main Cylinder Assembly - PN 126210 Parts List .....	15
NXT18S Jib Asm 36/54HH, Manual PN 125814 .....	16
NXT18S Jib Asm 36/54HH, Manual PN 125814 Parts List.....	17
NXT18S Cyl Asm 3.00 x 24.00 - PN 126179 .....	18
NXT18S Cyl Asm 3.00 x 24.00 - PN 126179 Parts List .....	19
<b>Chapter 3 - Assembly Drawings NXT18L .....</b>	<b>21</b>
NXT18L Base Assembly - PN 122150 .....	22
NXT18L Base Assembly - PN 122150 Parts List .....	23
NXT18L Dump Assembly - PN 122495.....	24
NXT18L Dump Assembly - PN 122495 Parts List.....	25
NXT18L Secondary Assembly - PN 122505 .....	26
NXT18L Secondary Assembly - PN 122505 Parts List.....	27
NXT18L Secondary Asm Detail A - PN 122505 .....	28
NXT18L Secondary Asm Detail A - PN 122505 Parts List .....	29
NXT18L Cylinder Assembly, Dual - PN 123665.....	30
NXT18L Cylinder Assembly, Dual - PN 123665 Parts List.....	31
NXT18L Jib Assembly - PN 122605.....	32
NXT18L Jib Assembly - PN 122605 Parts List.....	33
NXT18L Cyl Asm 3.00 X 30.00 - PN 123447 .....	34
NXT18L Cyl Asm 3.00 X 30.00 - PN 123447 Parts List .....	35
<b>Chapter 4 - NXT18S &amp; NXT18L .....</b>	<b>37</b>
Mounting Kit - PN 123250.....	38
Mounting Kit - PN 123250 Parts List.....	39
Reservoir Assembly - PN 124788 .....	40
Reservoir Assembly - PN 124788 Parts List.....	41
Reservoir Subassembly - PN 124762.....	42
Reservoir Subassembly - PN 124762 Parts List.....	43
Valve Bank - PN 124855.....	44
Valve Bank - PN 124855 - Continued .....	45
Valve Bank - PN 124855 Parts List.....	46
Valve Bank Asm 2S DO3 - PN 125667 .....	48
VB Asm 2S DO3 - PN 125667 Parts List .....	49
Hose Kit - PN 122633 .....	50
Hose Kit - PN 122633 Parts List .....	51
NXT18 Controller Assembly PN - 127158.....	52
NXT18 Controller Assembly PN - 127158 Parts List.....	53
Face Seal / O-Ring Size Chart.....	54
Torque Data Chart.....	55
Torquing Information & Warnings.....	55
Raised Hoist Indicator Light Kit - PN 127153.....	56

# Table of Contents

---

Raised Hoist Indicator Light Kit - PN 127153 Parts List.....	57
<b>Chapter 5 - Accessory Drawings .....</b>	<b>59</b>
Saddle Asm Skid Plate - PN 123771 .....	60
Saddle Asm Skid Plate - PN 123771 Parts List .....	61
Saddle Asm Roller - PN 124210 .....	62
Saddle Asm Roller - PN 124210 Parts List .....	63
NXT18 (35.63HH) Skids - PN 132928 .....	64
NXT18 (35.68HH) Skids - PN 132928 Parts List .....	65
NXT18L (54.00HH) Skids - PN 132929 .....	66
NXT18L (54.00HH) Skids - PN 132929 Parts List .....	67
NXT18S Inside Latch Assembly - PN 123445 .....	68
NXT18S Inside Latch Assembly - PN 123445 Parts List .....	69
NXT18S Outside Latch Assembly - PN 123196.....	70
NXT18S Outside Latch Assembly - 123196 Parts List.....	71
NXT18L Inside Latch Assembly - PN 123445.....	72
NXT18L Inside Latch Assembly - PN 123445 Parts List.....	73
NXT18L Outside Latch Assembly - PN 123196 .....	74
NXT18L Outside Latch Assembly - 123196 Parts List .....	75
Kit - Fuel Fill Bolt On - PN 125670.....	76
Kit - Urea Fill Bolt On - PN 125000.....	77
Speed Control Kit - Ford - PN 127561 .....	78
Speed Control Kit - RAM - PN 127562 .....	79
Speed Control Kit - GM - PN 127563.....	80
NXT18 Hooklift Decals - PN 125669.....	81

# Introduction

A copy of this manual is provided with every hooklift and can be found in the hard plastic manual case that is installed on the chassis. A copy of this manual shall remain with the hooklift at all times.

Throughout the manual, three signal words will be used to bring attention to important items:

## **NOTICE**

**NOTICE** indicates a practice not related to physical injury.

## **⚠ WARNING**

**WARNING** indicates a hazardous situation which, if not avoided, could result in death or serious injury.

## **⚠ DANGER**

**DANGER** indicates a hazardous situation which, if not avoided, will result in death or serious injury.

Information contained within this manual does not cover operation, maintenance, or troubleshooting. Please refer to the General Hooklift Operator's Manual, part number 127718 for details on these items.

This manual is not binding. Stellar Industries, Inc. reserves the right to change, at any time, any or all of the items, components, and parts deemed necessary for product improvement or commercial/production purposes. This right is kept with no requirement or obligation for immediate mandatory updating of this manual.

If more information is required or technical assistance is needed, or if you feel that any part of this manual is unclear or incorrect, please contact the Stellar Customer Service Department by phone at 800-321-3741 or email at [service@stellarindustries.com](mailto:service@stellarindustries.com).



[www.stellarindustries.com](http://www.stellarindustries.com)

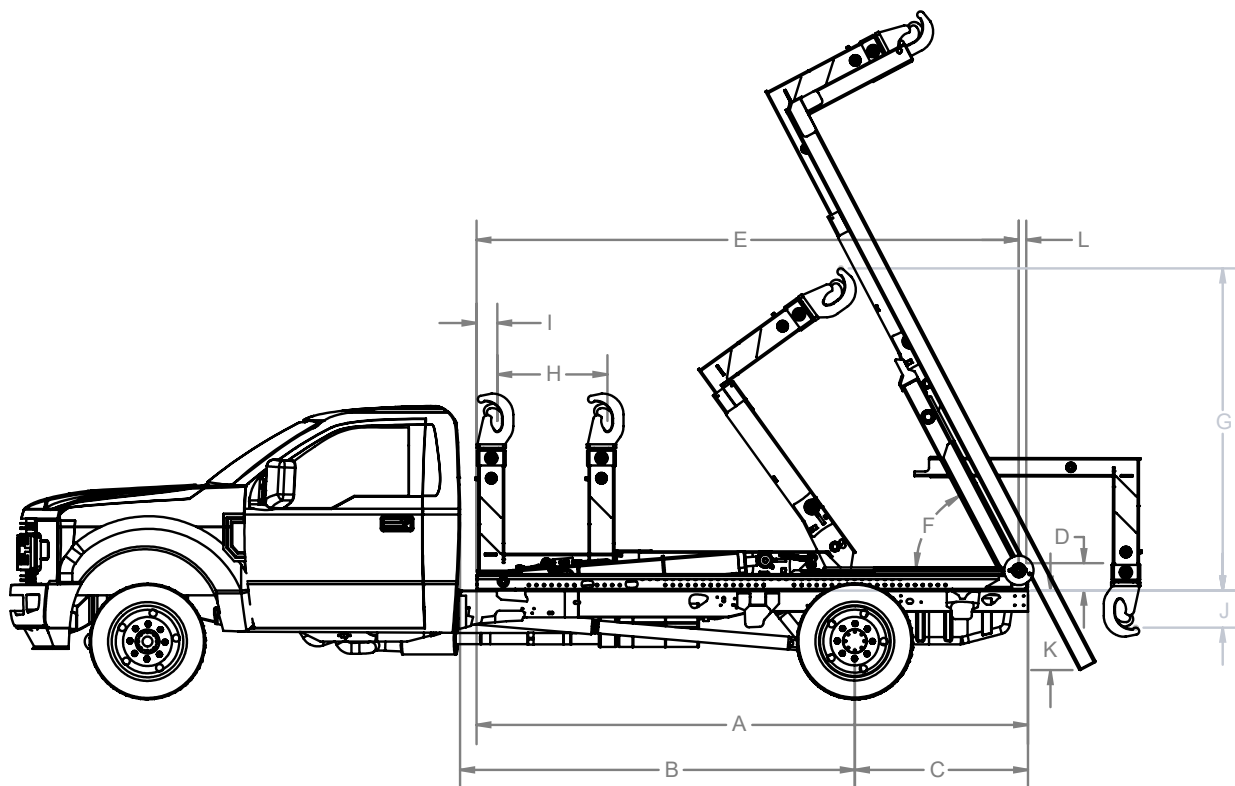
**This page left intentionally blank.**

# Chapter 1 - Specifications

## Chapter Contents

NXT18 Specifications.....	2
NXT18 Specifications-continued .....	3
Serial Tag Location.....	4

# NXT18 Specifications



		NXT18S - 36" OR 54"	NXT18L - 36" OR 54"
A	OVERALL LENGTH	126.19" (3205.2 mm)	150.19" (3,815 mm)
B	CAB-TO-AXLE RANGE	84" TO 96" (2,133 to 2,438 mm)	108" TO 120" (2,743 to 3,048 mm)
C	AFTER FRAME RANGE	47" (1,194 mm)	
D	LOADER HEIGHT	7.50" (190.5 mm)	
E	FRONT OF JIB TO CENTERLINE OF ROLLER	123.69" (3142 mm)	147.69" (3,751 mm)
F	DUMP ANGLE	60°	
G	MAX TILT HEIGHT	36" HH: 82.94" (2107 mm) 54" HH: 95.13" (2416 mm)	36" HH: 82.75" (2,102 mm) 54" HH: 99.37" (2,524 mm)
H	JIB TRAVEL	24" (610 mm)	30" (762 mm)
I	FRONT OF JIB TO CENTERLINE OF HOOK	5.63" (143 mm)	
J	HOOK BELOW FRAME	36" HH: 10" (254 mm) 54" HH: 27.88" (708 mm)	
K	LOWEST POINT OF DUMP*	16.38" (W/11.5' BODY) (416 mm)	21.63" (549 mm)
L	CENTERLINE TO BACK OF ROLLER	2" (51 mm)	
*ASSUMES 3' OVERHANG FROM CENTER OF REAR ROLLER PIN. (BUMPER TYPICALLY 12" FROM CENTER OF ROLLER PIN)			

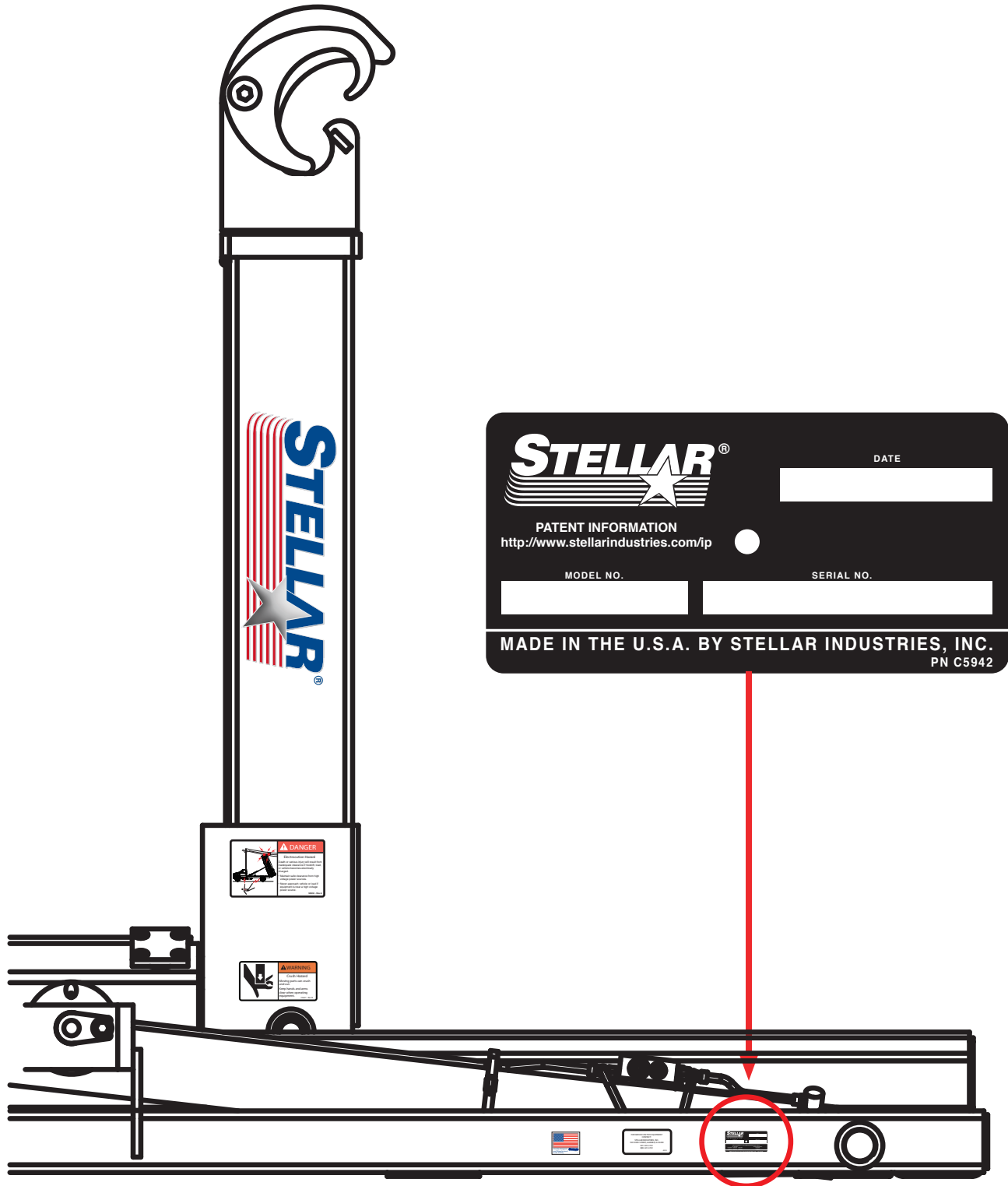


# NXT18 Specifications-continued

<b>NXT18</b>	
HOOK HEIGHT:	35.63" (905 mm) or 54" (1,372 mm)
LIFT CAPACITY	35.63" HH: 18,000 lbs (8,165 kg)
	54" HH: 18,000 LB (8,165 kg)
DUMP CAPACITY:	18,000 LB (8,165 kg)
CYCLE TIMES	TILT / DUMP EXTEND - 36 SECONDS
	TILT / DUMP RETRACT - 30 SECONDS
	JIB EXTEND - 5 SECONDS
	JIB RETRACT - 4 SECONDS
	(TIMES BASED ON 16 GPM OF OIL FLOW.)
SHIPPING WEIGHT:	SHORT VERSION: 2,100 LB (952 kg)
	LONG VERSION: 2,400 LB (1,089 kg)
BODY LENGTHS:	SHORT VERSION: 8'-11' 6" (2,438 - 3,505 mm)
	LONG VERSION: 12'-14' (3,658 - 4,267 mm)
	(WITHOUT RESERVOIR AND BODY LOCKS.)
MIN. TRUCK GVWR:	16,000 - 26,000 LB (7,257 - 11,793 kg)
MAXIMUM HYDRAULIC FLOW:	16 GPM (60.5 LPM)
OPERATING PRESSURE:	4,200 PSI (289 Bar)
COMPONENTS:	MAIN COMPONENTS ARE MANUFACTURED WITH HIGH-STRENGTH STEEL. GREASABLE BUSHINGS AT ALL PIVOT POINTS. ALL PINS ARE ZINC-PLATED CARBON STEEL AS STANDARD WITH AN OPTION TO UPGRADE TO TYPE 17-4 STAINLESS PINS.

# Serial Tag Location

The serial tag should be located on the right side (passenger side) of the base assembly:

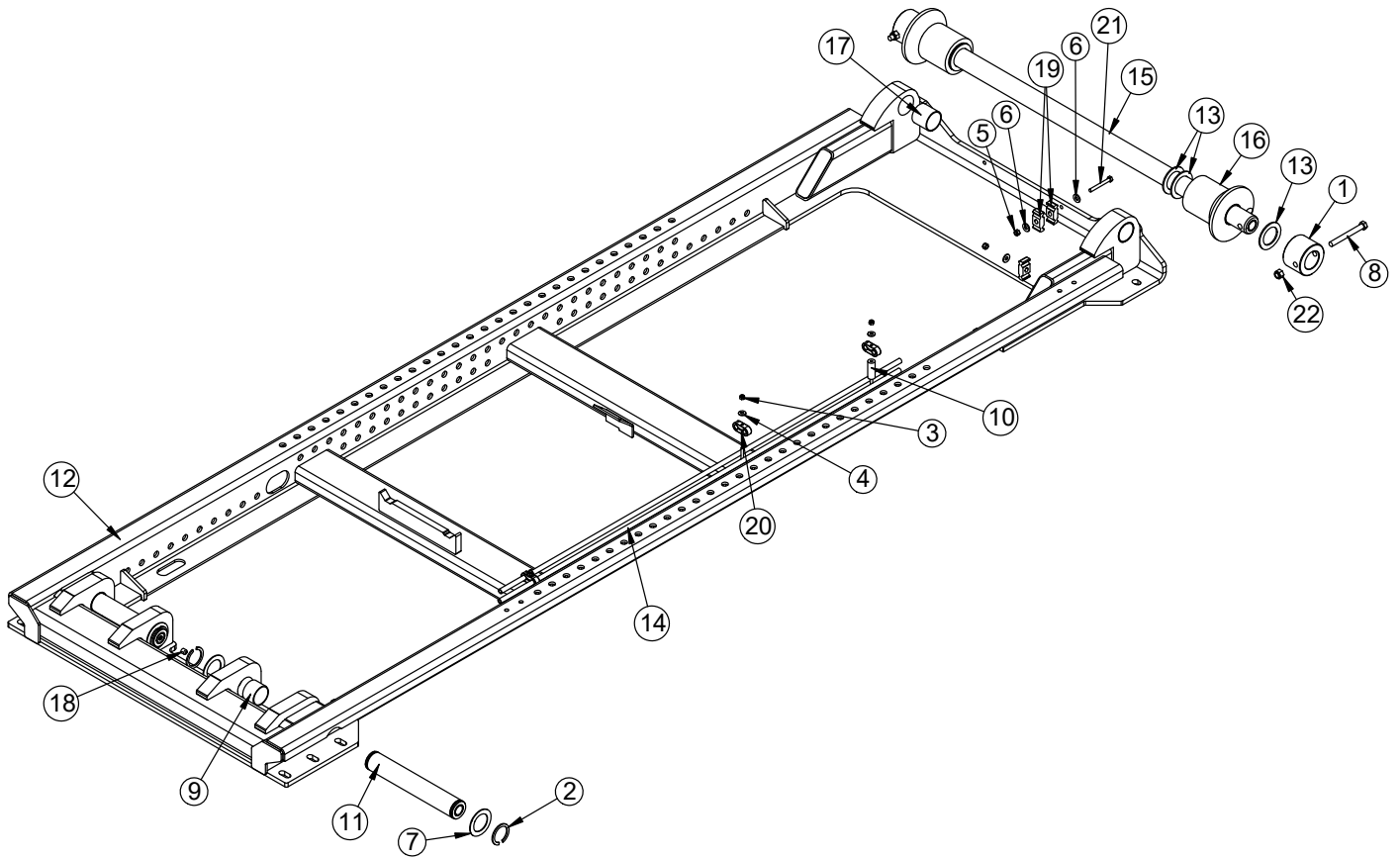


# Chapter 2 - Assembly Drawings NXT18S

## Chapter Contents

NXT18S Base Assembly - PN 125811 .....	6
NXT18S Base Assembly - PN 125811 Parts List .....	7
NXT18S Dump Assembly - PN 125812 .....	8
NXT18S Dump Assembly - PN 125812 Parts List .....	9
NXT18S Secondary/Dump Latch Asm - PN 125813.....	10
Secondary/Dump Latch Asm - PN 125813 Parts List .....	11
Secondary/Dump Latch Asm Detail A - PN 125813 .....	12
Secondary/Dump Latch Asm - PN 125813 Parts List .....	13
NXT18S Main Cylinder Assembly - PN 126210 .....	14
NXT18S Main Cylinder Assembly - PN 126210 Parts List.....	15
NXT18S Jib Asm 36/54HH, Manual PN 125814 .....	16
NXT18S Jib Asm 36/54HH, Manual PN 125814 Parts List.....	17
NXT18S Cyl Asm 3.00 x 24.00 - PN 126179 .....	18
NXT18S Cyl Asm 3.00 x 24.00 - PN 126179 Parts List .....	19

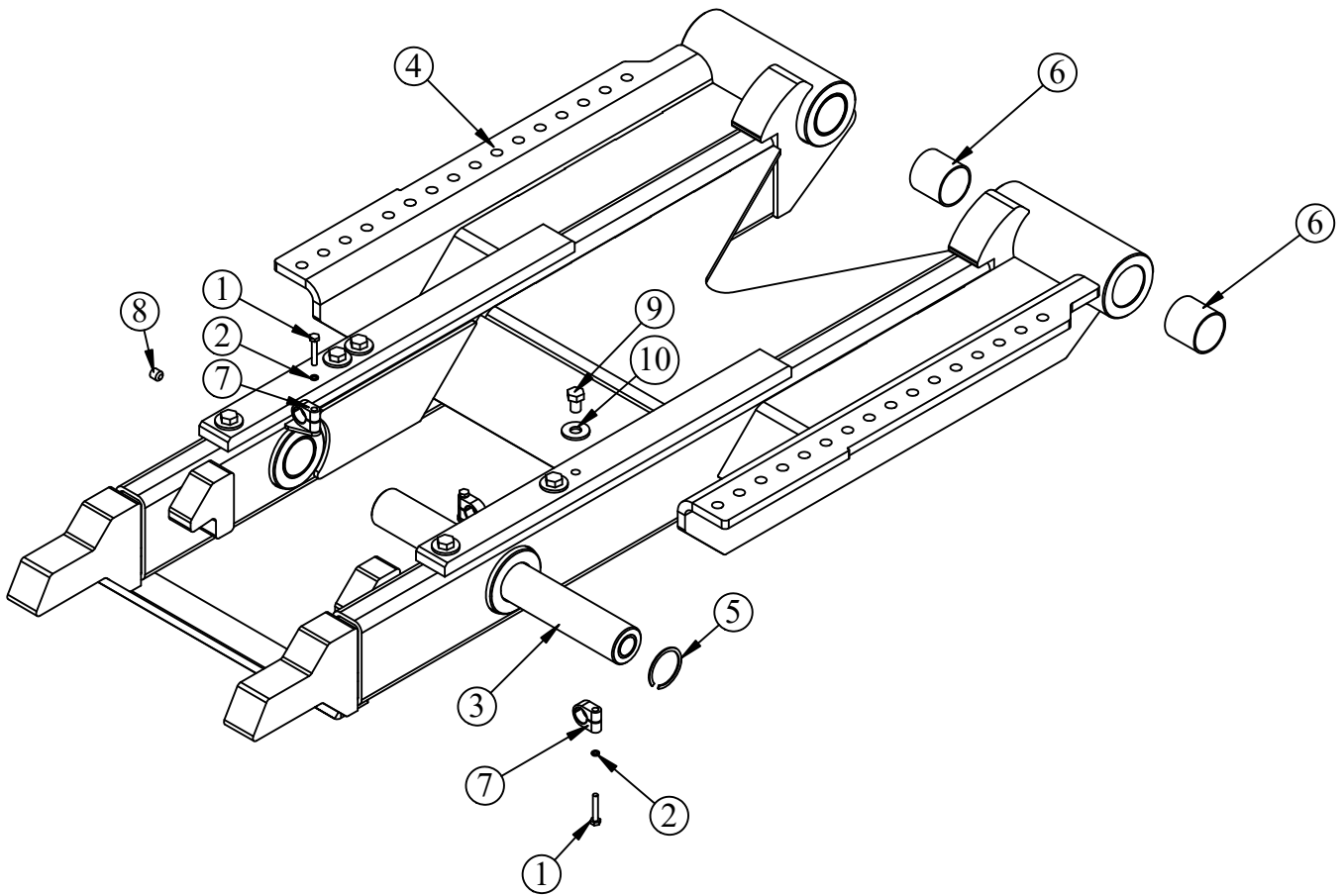
# NXT18S Base Assembly - PN 125811



# NXT18S Base Assembly - PN 125811 Parts List

PN 125811			
ITEM	PART	DESCRIPTION	QTY
1	103257	COLLAR 2.03X3.50X2.44	2
2	0108	SNAP RING 2.00 7200-200	4
3	0333	NUT 0.25-20 HHGR5 NYLOC	3
4	0340	WASHER 0.25 USS FLAT	3
5	0342	NUT 0.31-18 HHGR5 NYLOC	2
6	0343	WASHER 0.31 USS FLAT	3
7	0377	MACHY WASHER 2.00ID 14GA	4
8	0507	CAP SCR 0.50-13X4.50 HHGR5	2
9	122987	BUSHING COMPOSITE FIBER 2.00X1.50	4
10	125663	COLLAR 0.28X0.75X2.00 UHMW	1
11	125664CR	PIN 2.00X12.44 SR ZC	2
12	125817	BASE NXT18S	1
13	1546	THRUST WASHER 2.01DIA UHMW .12THK	6
14	34415	TUBE ASM 0.50X57.25 YZ	2
15	41774CR	PIN 2.00X49.88 ZC	1
16	19291	ROLLER 2.00X4.00X3.81X6.00 POWDERCOAT YEL	2
17	51444	BUSHING COMPOSITE FIBER 2.00X2.00	2
18	58052	SET SCREW 0.50-13X0.50 W/ RED PATCH	2
19	8622	CLAMP HOSE/TUBE AG-2	3
20	96566	CLAMP 0.50 PORT TUBE TWIN - STAUFF LNGF	3
21	C0929	CAP SCR 0.31-18X2.75 HHGR5	1
22	C6106	NUT 0.50-13 HHGR5 NYLOC	2
REV. C			

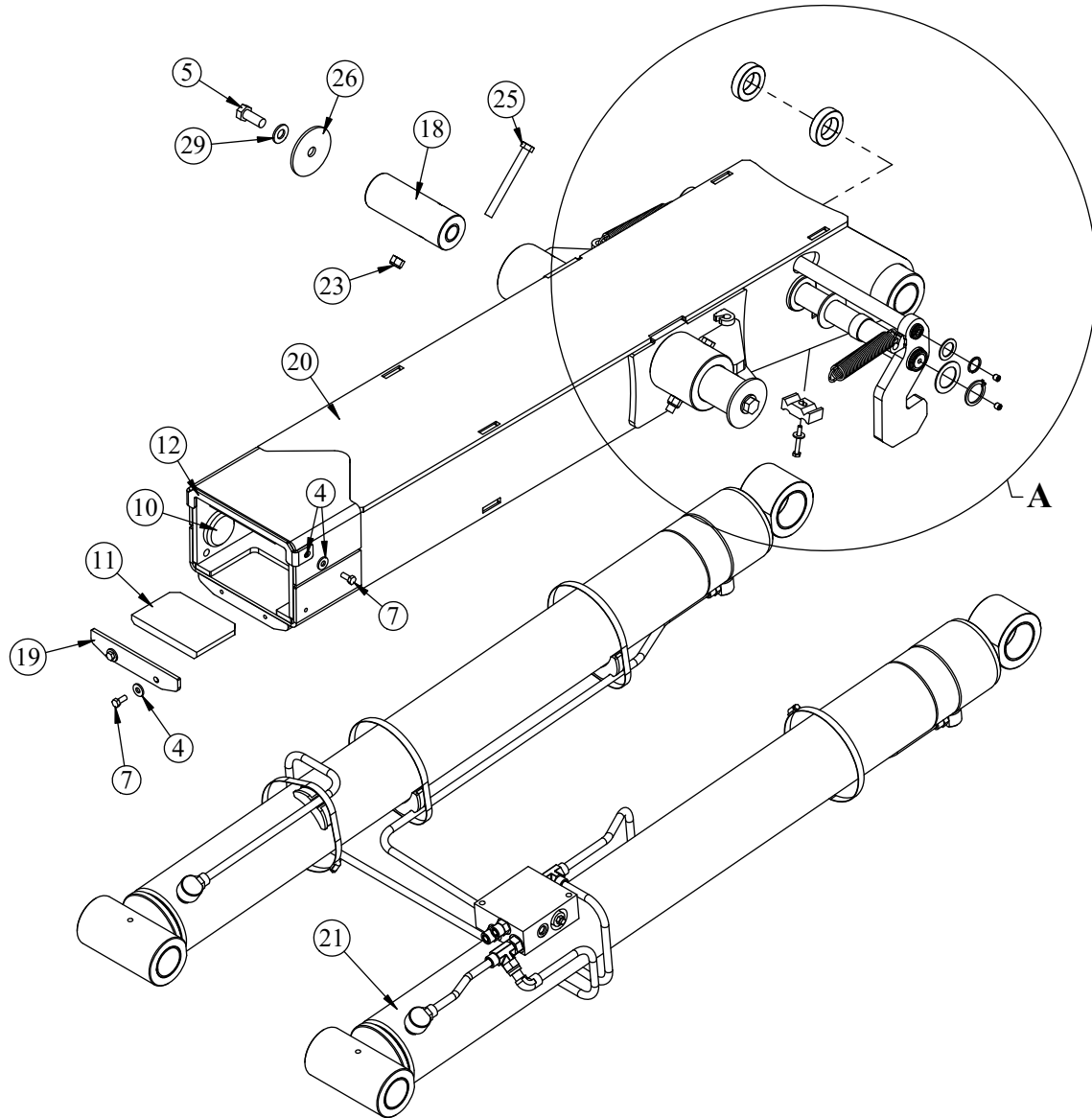
# NXT18S Dump Assembly - PN 125812



# NXT18S Dump Assembly - PN 125812 Parts List

PN 125812			
ITEM	PART	DESCRIPTION	QTY
1	0220	CAP SCR 0.25-20X1.50 HHGR5	4
2	0521	WASHER 0.25 LOCK	4
3	123191CR	PIN 2.00X16.75	1
4	126169	DUMP NXT18S	1
5	2257	SNAP RING INSIDE 2.00	2
6	51444	BUSHING COMPOSITE FIBER 2.00X2.00	6
7	52116	HOSE CLAMP LN 4213 PP	4
8	58052	SET SCREW 0.50-13X0.50 W/ RED PATCH	1
9	C0990	CAP SCR 0.50-13X0.75 HHGR5	6
10	0352	ASHER 0.50 USS FLAT	6

# NXT18S Secondary/Dump Latch Asm - PN 125813

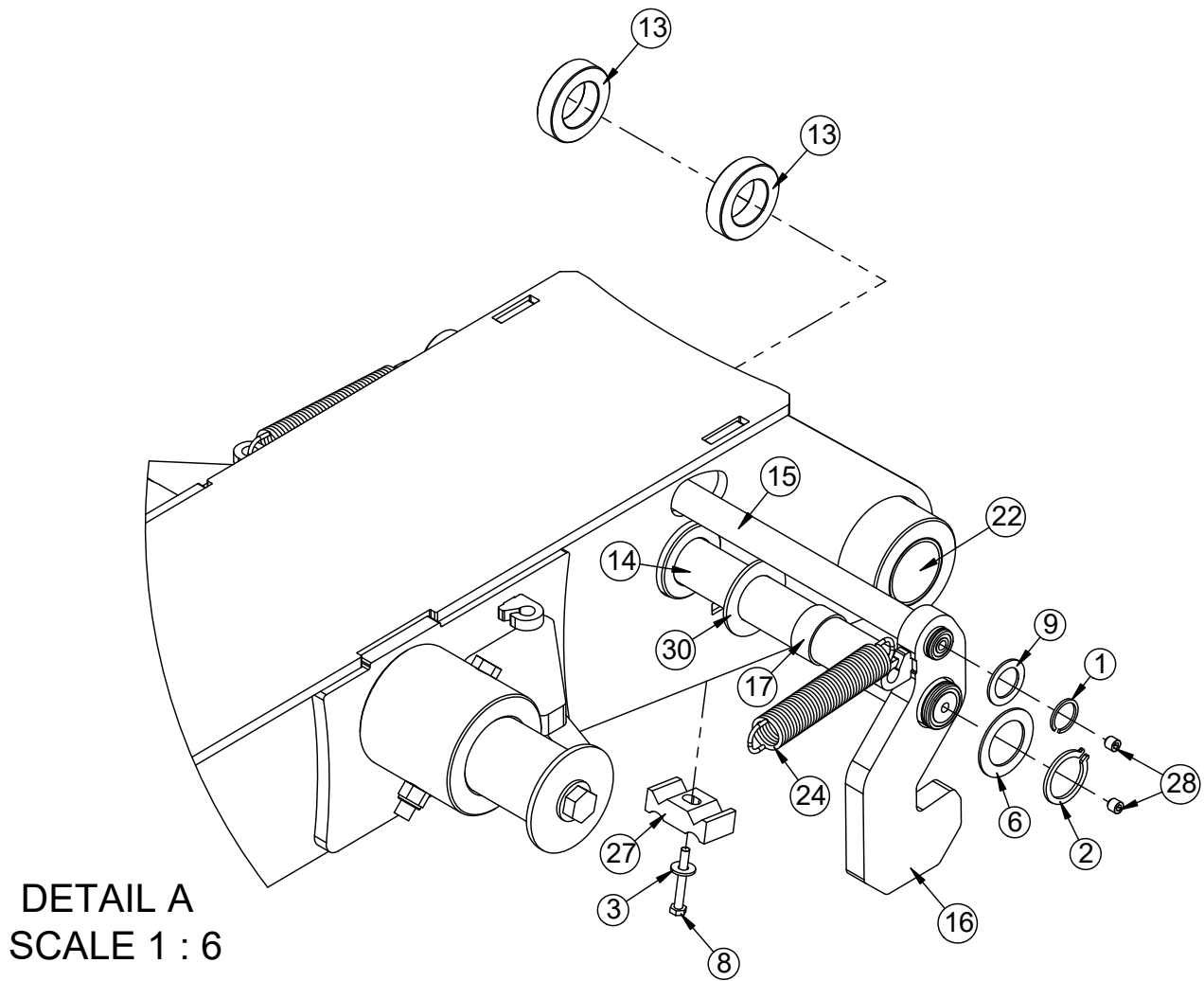




# Secondary/Dump Latch Asm - PN 125813 Parts List

PN 125813			
ITEM	PART	DESCRIPTION	QTY
1	0110	SNAP RING 1.00 ID 7200-100	2
2	0246	SNAP RING ID 7200 150	2
3	0340	WASHER 0.25 USS FLAT	1
4	0343	WASHER 0.31 USS FLAT	6
5	0356	CAP SCR 0.63-11X1.50 HHGR8	2
6	0376	MACHY WASHER 1.50ID 14GA	2
7	0420	CAP SCR 0.31-18X0.75 HHGR5	4
8	0481	CAP SCR 0.25-20X2.00 HHGR5	1
9	0867	MACHY WASHER 1.00ID 14GA	2
10	114019	WEAR PAD 0.50X2.50 RND	2
11	122492	WEAR PAD 0.63IN NXT18 SECONDARY	2
12	122604	WEAR PAD COVER NXT18	1
13	122794	COLLAR 1.51X2.50X0.63 UHMW	2
14	122984	PIN 1.50X12.25 SR	1
15	122985	PIN 1.00X12.06 SR	1
16	122988	DUMP LATCH WLDMT NXT18	2
17	122990	BUSHING COMPOSITE FIBER 1.50X0.75	2
18	123446CR	PIN 2.50X6.88 D&T W/HOLE ZC	2
19	125175	PLATE WEAR PAD COVER SEC NXT18	1
20	126174	SECONDARY NXT18S	1
21	126210	CYLINDER ASM DUAL NXT18S	1
22	51444	BUSHING COMPOSITE FIBER 2.00X2.00	2
23	5468	NUT 0.50-13 HHGR8 NYLOC	2
24	54817	SPRING 1.00ODX0.125X4.50	2
25	83958	CAP SCR 0.50-13X5.00 HHGR8	2
26	8455	PIN CAP 0.69X3.50X0.19 YZ	2
27	8621	CLAMP HOSE/TUBE AG-3	1
28	C3397	SET SCREW 0.38-16X0.38 W/ RED PATCH	2
29	C5902	WASHER 0.63 SAE FLAT YELLOW GR8	2
30	D0419	THRUST WASHER	2
REV. A			

# Secondary/Dump Latch Asm Detail A - PN 125813



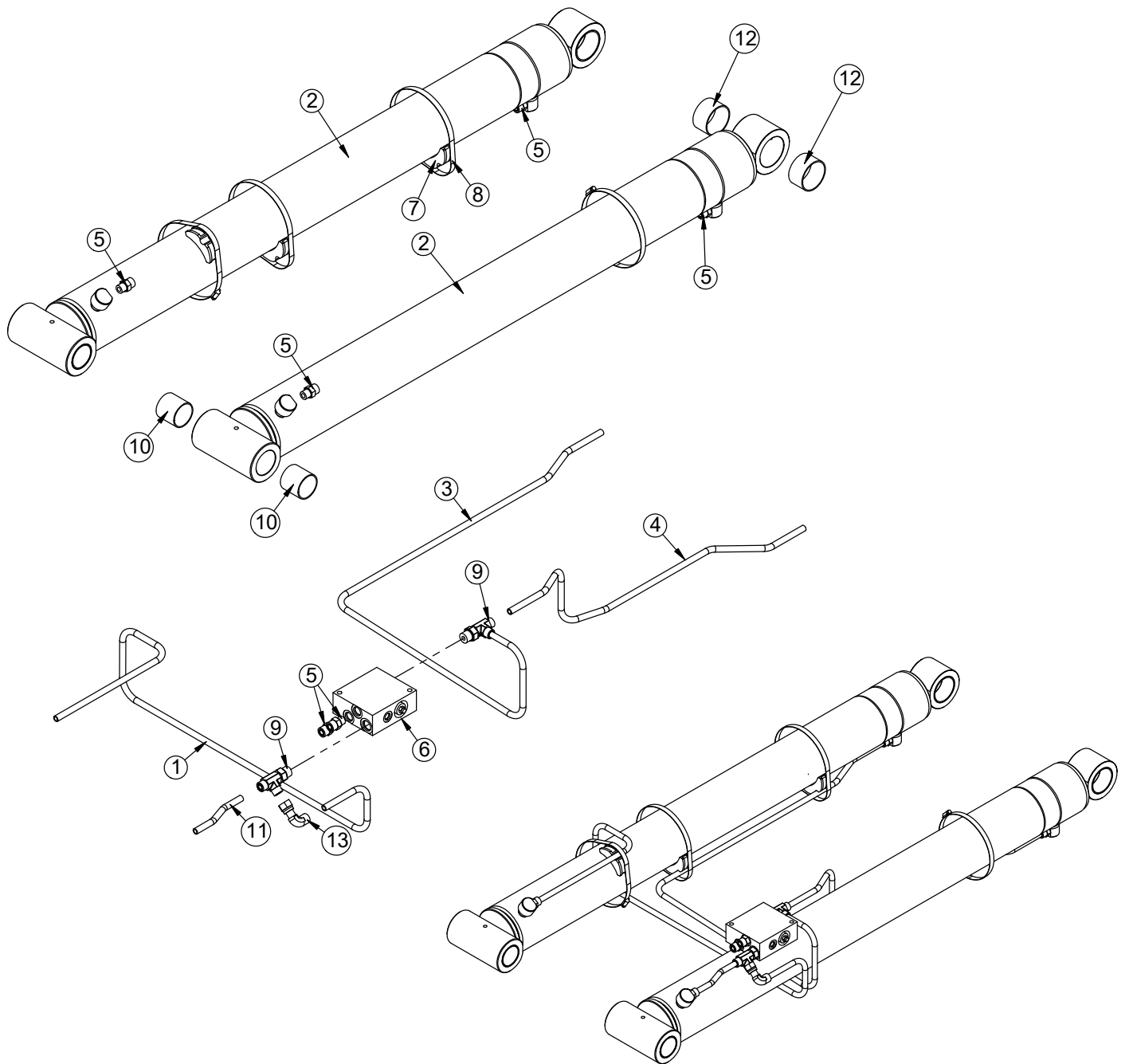
# Secondary/Dump Latch Asm - PN 125813 Parts List

## PN 125813 - DETAIL A

ITEM	PART	DESCRIPTION	QTY
1	126174	SECONDARY NXT18S	1
2	126210	CYLINDER ASM DUAL NXT18S	1
3	122990	BUSHING COMPOSITE FIBER 1.50X0.75	2
4	51444	BUSHING COMPOSITE FIBER 2.00X2.00	2
5	122985	PIN 1.00X12.06 SR	1
6	122984	PIN 1.50X12.25 SR	1
7	123446CR	PIN 2.50X6.88 D&T W/HOLE ZC	2
8	114019	WEAR PAD 0.50X2.50 RND	2
9	122988	DUMP LATCH WLDMT NXT18	2
10	122492	WEAR PAD 0.63IN NXT18 SECONDARY	2
11	122794	COLLAR 1.51X2.50X0.63 UHMW	2
12	122604	WEAR PAD COVER NXT18	1
13	8455	PIN CAP 0.69X3.50X0.19 YZ	2
14	0376	MACHY WASHER 1.50ID 14GA	2
15	8621	CLAMP HOSE/TUBE AG-3	1
16	125175	PLATE WEAR PAD COVER SEC NXT18	1
17	0246	SNAP RING ID 7200 150	2
18	D0419	THRUST WASHER	2
19	54817	SPRING 1.00ODX0.125X4.50	2
20	0867	MACHY WASHER 1.00ID 14GA	2
21	0110	SNAP RING 1.00 ID 7200-100	2
22	C3397	SET SCREW 0.38-16X0.38 W/ RED PATCH	2
23	0343	WASHER 0.31 USS FLAT	6
24	C5902	WASHER 0.63 SAE FLAT YELLOW GR8	2
25	0340	WASHER 0.25 USS FLAT	1
26	0420	CAP SCR 0.31-18X0.75 HHGR5	4
27	0356	CAP SCR 0.63-11X1.50 HHGR8	2
28	83958	CAP SCR 0.50-13X5.00 HHGR8	2
29	0481	CAP SCR 0.25-20X2.00 HHGR5	1
30	5468	NUT 0.50-13 HHGR8 NYLOC	2

REV. A

# NXT18S Main Cylinder Assembly - PN 126210



SEAL KIT PN 128443 - BOBALEE

# NXT18S Main Cylinder Assembly - PN 126210 Parts List

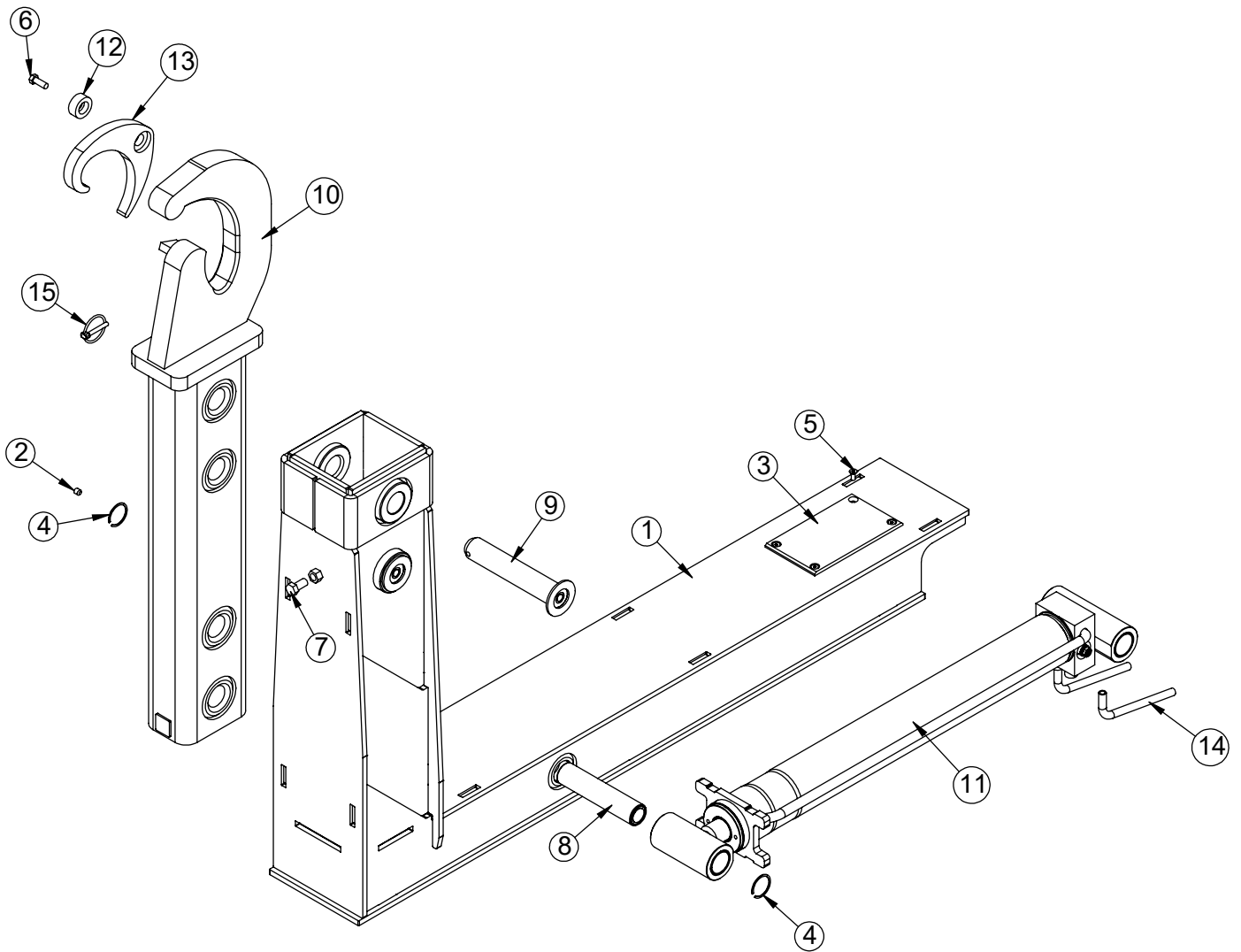
PART NO 126210			
ITEM	PART	DESCRIPTION	QTY
1	123666	TUBE ASM 0.50X27.88 NXT18L CS EXTEND ZC	1
2	125819	CYLINDER 4.50X47.75 W/SOFT STOP	2
3	126211	TUBE ASM 0.50X33.02 NXT18S CS RETRACT ZC	1
4	126212	TUBE ASM 0.50X31.81 NXT18S SS RETRACT ZC	1
5	1554	FTG 8-8 MFS-MORB STRAIGHT	6
6	15995	MANIFOLD ASM DUAL T2A 5000PSI	1
7	18701	CLAMP PORT TUBE ZR518	4
8	19369	HOSE CLAMP 4.13-7.00 5416K38	4
9	37179	FTG 8-10-8 MFS-MAORB-MFS TEE	2
10	51444	BUSHING COMPOSITE FIBER 2.00X2.00	4
11	53847	TUBE ASM 0.50X5.75 SLIDER 26 SS EXTEND YZ	1
12	54319	BUSHING COMPOSITE 2.50X1.50	4
13	C2376	FTG 8-8 MFS-FFSS 90	1

**NOTE:**

**SEAL KIT PART NUMBER: 128443 (BOBALEE)**

**C-BALANCE VALVE: C1090**

# NXT18S Jib Asm 36/54HH, Manual PN 125814

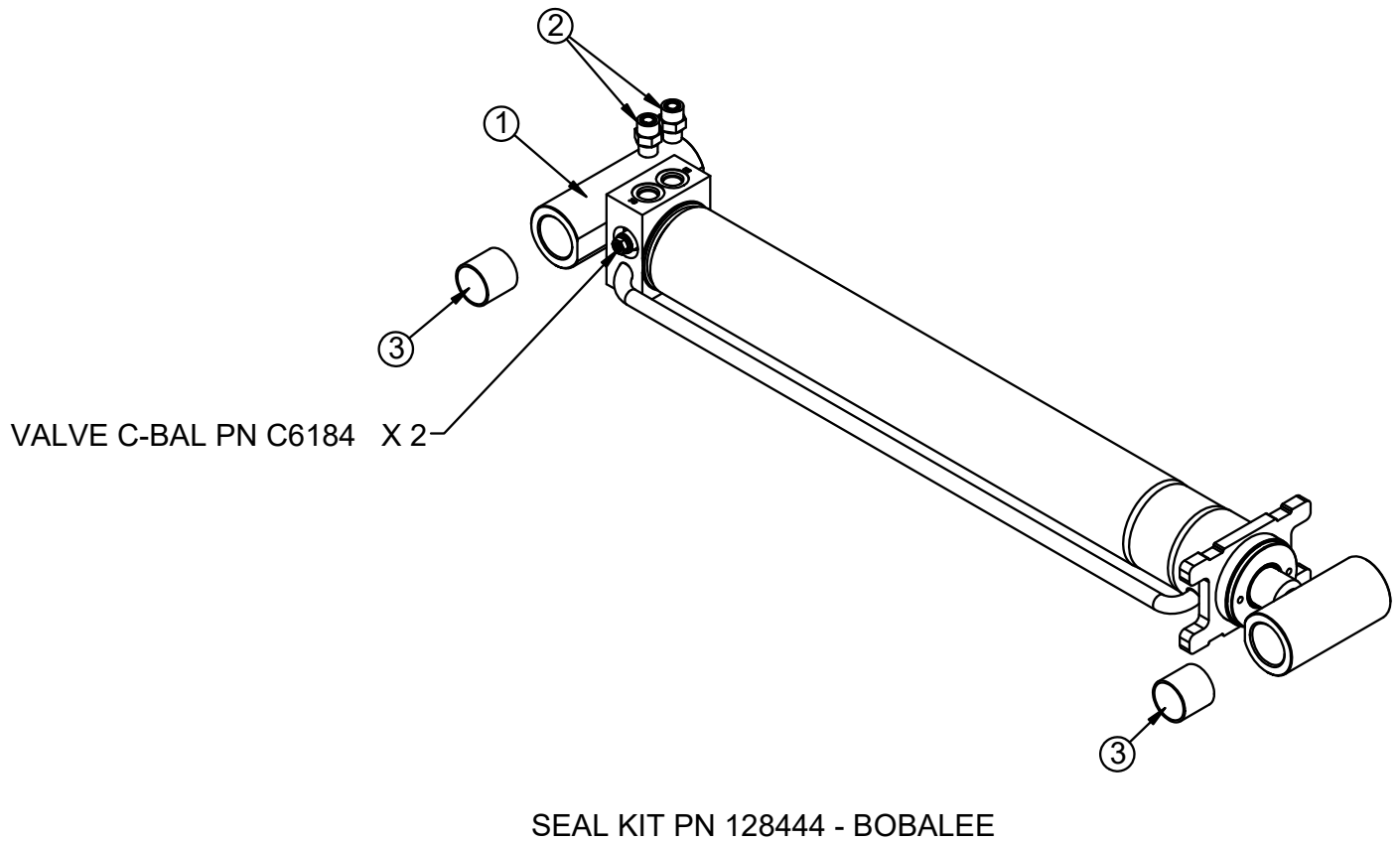


# NXT18S Jib Asm 36/54HH, Manual PN 125814 Parts List

## PN 125814

ITEM	PART	DESCRIPTION	QTY
1	126207	JIB NXT18S MANUAL	1
2	C3397	SET SCREW 0.38-16X0.38 W/ RED PATCH	1
3	114041	WEAR PAD SLIDER26 JIB GEN3	2
4	54129	SNAP RING INSIDE 1.50	2
5	25741	CAP SCR 0.25-20X0.63 FHSH SS	8
6	0351	CAP SCR 0.38-16X1.00 HHGR5	1
7	10172	CAP SCR 0.50-13X1.00 HHGR8	1
8	128371CR	PIN 1.50X6.69 D&T	1
9	117599CR	PIN WLDMT 1.50X8.13	2
10	122637	JIB TOP NXT18L MANUAL 36/54HH	1
11	126179	CYLINDER ASM 3.00X30.00	1
12	14672	PIN CAP 0.44X1.50X0.63	1
13	73542	LATCH SLIDER20S CS PC BLACK	1
14	122707	TUBE ASM 0.50X6.40 NXT18 YZ	2
15	117616	PIN 0.25X1.63 LYNCH	2

# NXT18S Cyl Asm 3.00 x 24.00 - PN 126179





# NXT18S Cyl Asm 3.00 x 24.00 - PN 126179 Parts List

## PN 126179

ITEM	PART	DESCRIPTION	QTY
1	125818	CYLINDER 3.00X24.00	1
2	1554	FTG 8-8 MFS-MORB STRAIGHT	2
3	123452	BUSHING COMPOSITE FIBER 1.50X1.50	4

**NOTE:**

SEAL KIT PN 128444 (BOBALEE)

C-BALANCE VALVE: C6184 (QTY. 2)

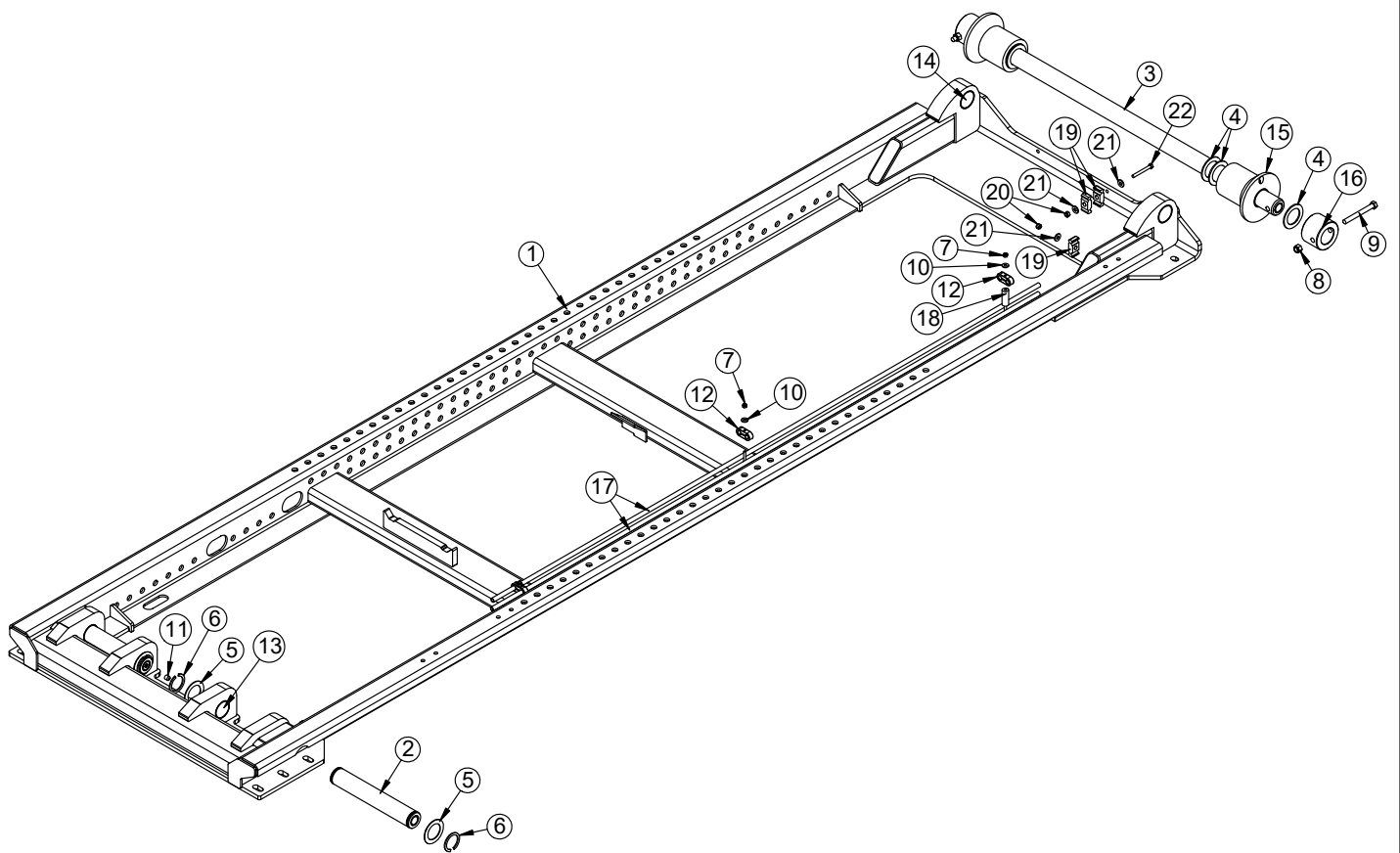
**This page left intentionally blank.**

# Chapter 3 - Assembly Drawings NXT18L

## Chapter Contents

NXT18L Base Assembly - PN 122150 .....	22
NXT18L Base Assembly - PN 122150 Parts List .....	23
NXT18L Dump Assembly - PN 122495 .....	24
NXT18L Dump Assembly - PN 122495 Parts List .....	25
NXT18L Secondary Assembly - PN 122505 .....	26
NXT18L Secondary Assembly - PN 122505 Parts List .....	27
NXT18L Secondary Asm Detail A - PN 122505 .....	28
NXT18L Secondary Asm Detail A - PN 122505 Parts List .....	29
NXT18L Cylinder Assembly, Dual - PN 123665 .....	30
NXT18L Cylinder Assembly, Dual - PN 123665 Parts List .....	31
NXT18L Jib Assembly - PN 122605 .....	32
NXT18L Jib Assembly - PN 122605 Parts List .....	33
NXT18L Cyl Asm 3.00 X 30.00 - PN 123447 .....	34
NXT18L Cyl Asm 3.00 X 30.00 - PN 123447 Parts List .....	35

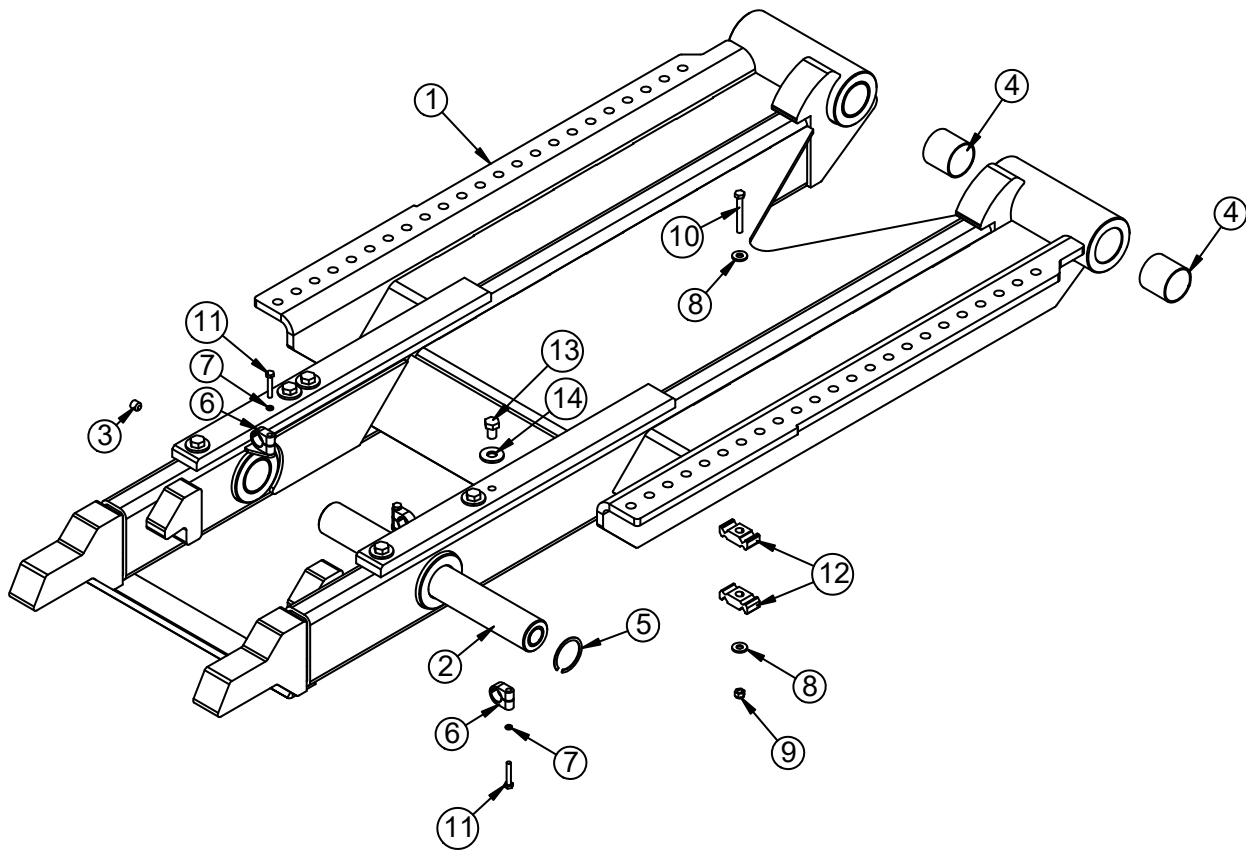
# NXT18L Base Assembly - PN 122150



# NXT18L Base Assembly - PN 122150 Parts List

PN 122150			
ITEM	PART	DESCRIPTION	QTY
1	122152	BASE NXT18L	1
2	125664CR	PIN 2.00X12.44 SR ZC	2
3	41774CR	PIN 2.00X49.88 ZC	1
4	1546	THRUST WASHER 2.01DIA UHMW .12THK	6
5	0377	MACHY WASHER 2.00ID 14GA	4
6	0108	SNAP RING 2.00 7200-200	4
7	0333	NUT 0.25-20 HHGR5 NYLOC	3
8	C6106	NUT 0.50-13 HHGR5 NYLOC	2
9	0507	CAP SCR 0.50-13X4.50 HHGR5	2
10	0340	WASHER 0.25 USS FLAT	3
11	58052	SET SCREW 0.50-13X0.50 W/ RED PATCH	2
12	96566	CLAMP 0.50 PORT TUBE TWIN - STAUFF LNGF	3
13	122987	BUSHING COMPOSITE FIBER 2.00X1.50	4
14	51444	BUSHING COMPOSITE FIBER 2.00X2.00	2
15	19291	ROLLER 2.00X4.00X3.81X6.00 POWDERCOAT YEL	2
16	103257	COLLAR 2.03X3.50X2.44	2
17	34418	TUBE ASM 0.50X87.00 YZ	2
18	125663	COLLAR 0.28X0.75X2.00 UHMW	1
19	8622	CLAMP HOSE/TUBE AG-2	3
20	342	NUT 0.31-18 HHGR5 NYLOC	2
21	343	WASHER 0.31 USS FLAT	3
22	C0929	CAP SCR 0.31-18X2.75 HHGR5	1
REV. D			

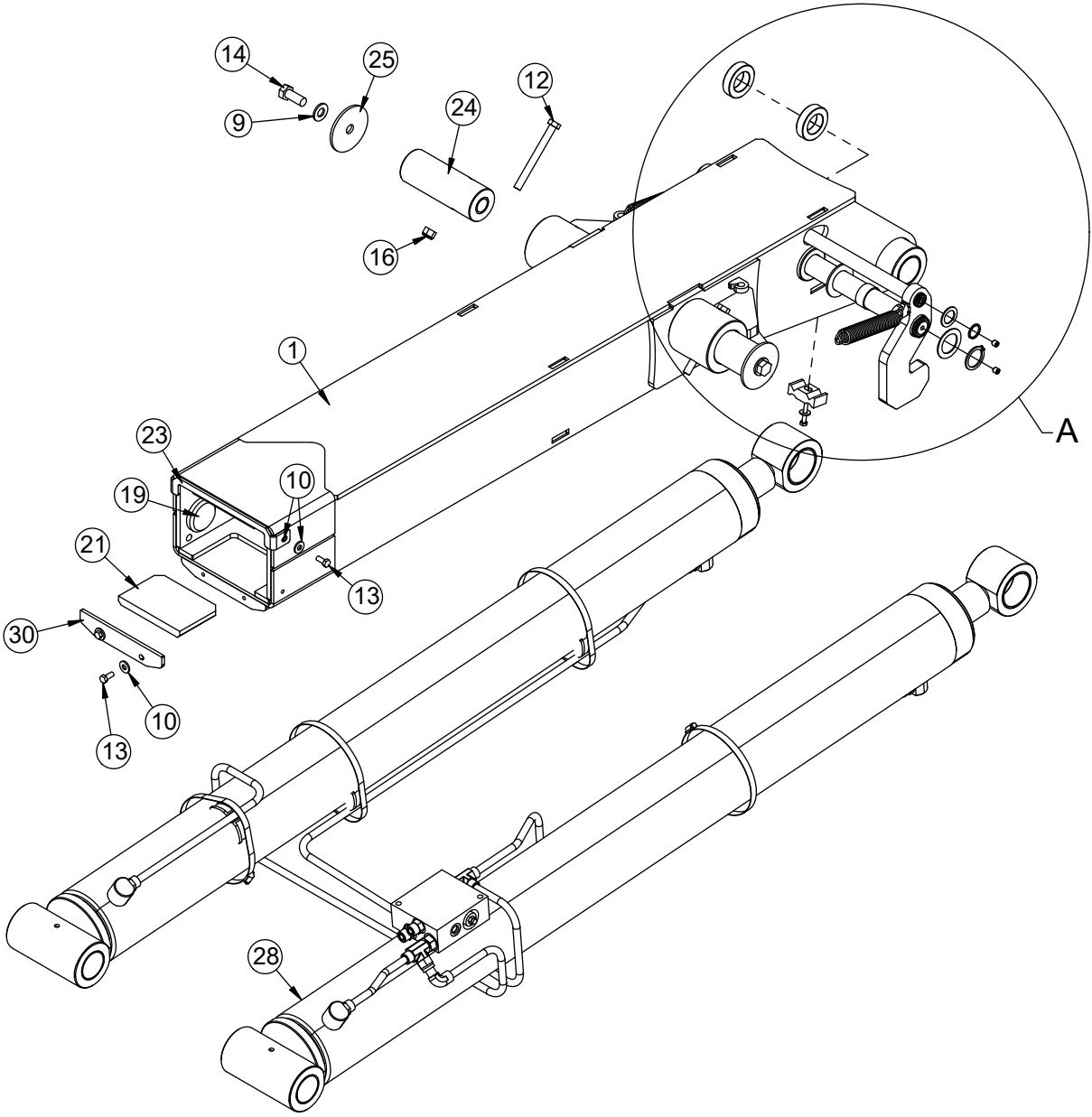
# NXT18L Dump Assembly - PN 122495



# NXT18L Dump Assembly - PN 122495 Parts List

PN 122495			
ITEM	PART	DESCRIPTION	QTY
1	122496	DUMP NXT18L	1
2	123191CR	PIN 2.00X16.75	1
3	58052	SET SCREW 0.50-13X0.50 W/ RED PATCH	1
4	51444	BUSHING COMPOSITE FIBER 2.00X2.00	6
5	2257	SNAP RING INSIDE 2.00	2
6	52116	HOSE CLAMP LN 4213 PP	4
7	0521	WASHER 0.25 LOCK	4
8	0343	WASHER 0.31 USS FLAT	2
9	0342	NUT 0.31-18 HHGR5 NYLOC	1
10	0489	CAP SCR 0.31-18X2.50 HHGR5	1
11	0220	CAP SCR 0.25-20X1.50 HHGR5	4
12	8622	CLAMP HOSE/TUBE AG-2	2
13	C0990	CAP SCR 0.50-13X0.75 HHGR5	6
14	0352	WASHER 0.50 USS FLAT	6

# NXT18L Secondary Assembly - PN 122505

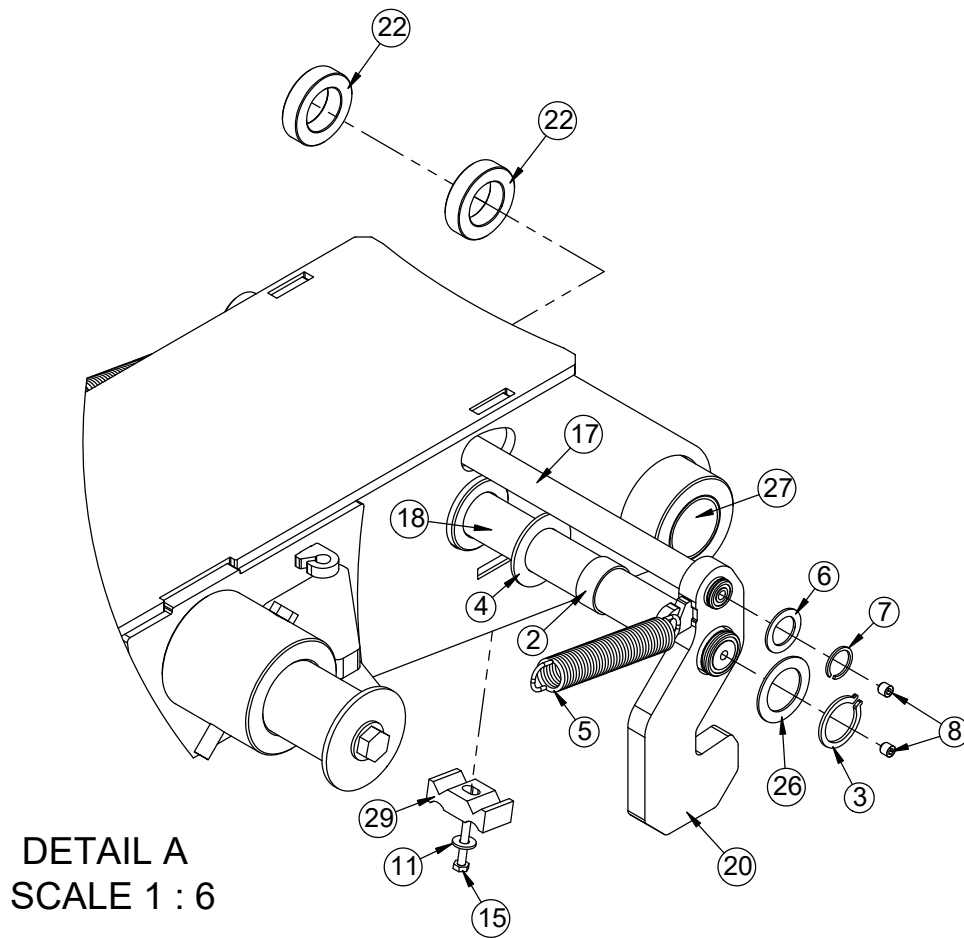




# NXT18L Secondary Assembly - PN 122505 Parts List

PN 122505			
ITEM	PART	DESCRIPTION	QTY
1	122506	SECONDARY NXT18L	1
2	122990	BUSHING COMPOSITE FIBER 1.50X0.75	2
3	0246	SNAP RING ID 7200 150	2
4	D0419	THRUST WASHER	2
5	54817	SPRING 1.00ODX0.125X4.50	2
6	0867	MACHY WASHER 1.00ID 14GA	2
7	0110	SNAP RING 1.00 ID 7200-100	2
8	C3397	SET SCREW 0.38-16X0.38 W/ RED PATCH	2
9	C5902	WASHER 0.63 SAE FLAT YELLOW GR8	2
10	0343	WASHER 0.31 USS FLAT	6
11	0340	WASHER 0.25 USS FLAT	1
12	83958	CAP SCR 0.50-13X5.00 HHGR8	2
13	0420	CAP SCR 0.31-18X0.75 HHGR5	4
14	0356	CAP SCR 0.63-11X1.50 HHGR8	2
15	0481	CAP SCR 0.25-20X2.00 HHGR5	1
16	5468	NUT 0.50-13 HHGR8 NYLOC	2
17	122985	PIN 1.00X12.06 SR	1
18	122984	PIN 1.50X12.25 SR	1
19	114019	WEAR PAD 0.50X2.50 RND	2
20	122988	DUMP LATCH WLDMT NXT18	2
21	122492	WEAR PAD 0.63IN NXT18 SECONDARY	2
22	122794	COLLAR 1.51X2.50X0.63 UHMW	2
23	122604	WEAR PAD COVER NXT18	1
24	123446CR	PIN 2.50X6.88 D&T W/HOLE ZC	2
25	8455	PIN CAP 0.69X3.50X0.19 YZ	2
26	0376	MACHY WASHER 1.50ID 14GA	2
27	51444	BUSHING COMPOSITE FIBER 2.00X2.00	2
28	123665	CYLINDER ASM DUAL NXT18L	1
29	8621	CLAMP HOSE/TUBE AG-3	1
30	125175	PLATE WEAR PAD COVER SEC NXT18	1
REV. B			

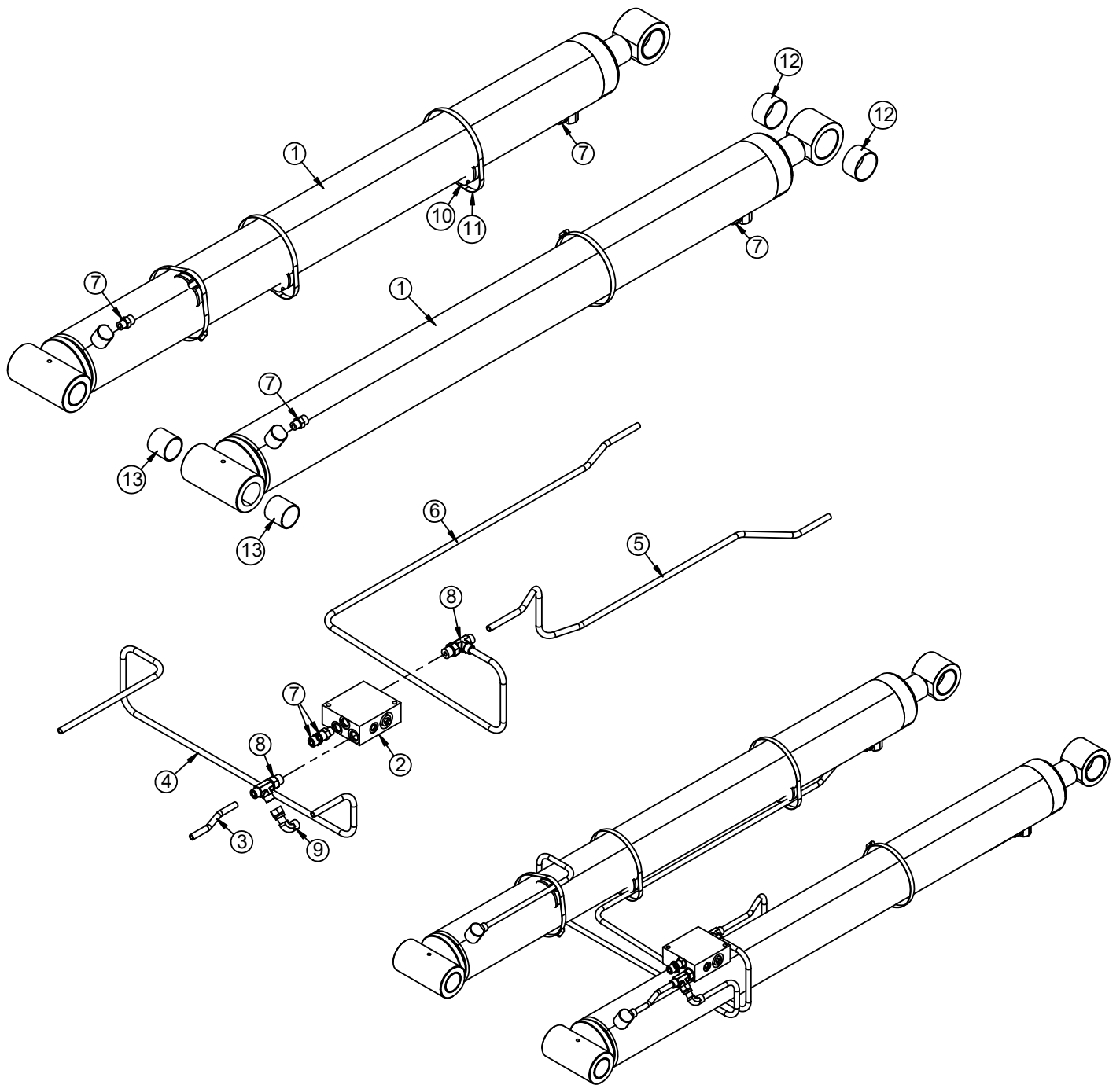
# NXT18L Secondary Asm Detail A - PN 122505



# NXT18L Secondary Asm Detail A - PN 122505 Parts List

PN 122505			
ITEM	PART	DESCRIPTION	QTY
1	122506	SECONDARY NXT18L	1
2	122990	BUSHING COMPOSITE FIBER 1.50X0.75	2
3	51444	BUSHING COMPOSITE FIBER 2.00X2.00	2
4	0246	SNAP RING ID 7200 150	2
5	D0419	THRUST WASHER	2
6	54817	SPRING 1.00ODX0.125X4.50	2
7	0867	MACHY WASHER 1.00ID 14GA	2
8	0110	SNAP RING 1.00 ID 7200-100	2
9	C3397	SET SCREW 0.38-16X0.38 W/ RED PATCH	2
10	0343	WASHER 0.31 USS FLAT	6
11	C5902	WASHER 0.63 SAE FLAT YELLOW GR8	2
12	0340	WASHER 0.25 USS FLAT	1
13	0420	CAP SCR 0.31-18X0.75 HHGR5	4
14	0356	CAP SCR 0.63-11X1.50 HHGR8	2
15	83958	CAP SCR 0.50-13X5.00 HHGR8	2
16	0481	CAP SCR 0.25-20X2.00 HHGR5	1
17	5468	NUT 0.50-13 HHGR8 NYLOC	2
18	122985	PIN 1.00X12.06 SR	1
19	122984	PIN 1.50X12.25 SR	1
20	123446CR	PIN 2.50X6.88 D&T W/HOLE ZC	2
21	114019	WEAR PAD 0.50X2.50 RND	2
22	122988	DUMP LATCH WLDMT NXT18	2
23	122492	WEAR PAD 0.63IN NXT18 SECONDARY	2
24	122794	COLLAR 1.51X2.50X0.63 UHMW	2
25	122604	WEAR PAD COVER NXT18	1
26	8455	PIN CAP 0.69X3.50X0.19 YZ	2
27	0376	MACHY WASHER 1.50ID 14GA	2
28	123665	CYLINDER ASM DUAL NXT18L	1
29	8621	CLAMP HOSE/TUBE AG-3	1
30	125175	PLATE WEAR PAD COVER SEC NXT18	1
REV. B			

# NXT18L Cylinder Assembly, Dual - PN 123665



SEAL KIT PN 128442 - BOBALEE

# NXT18L Cylinder Assembly, Dual - PN 123665 Parts List

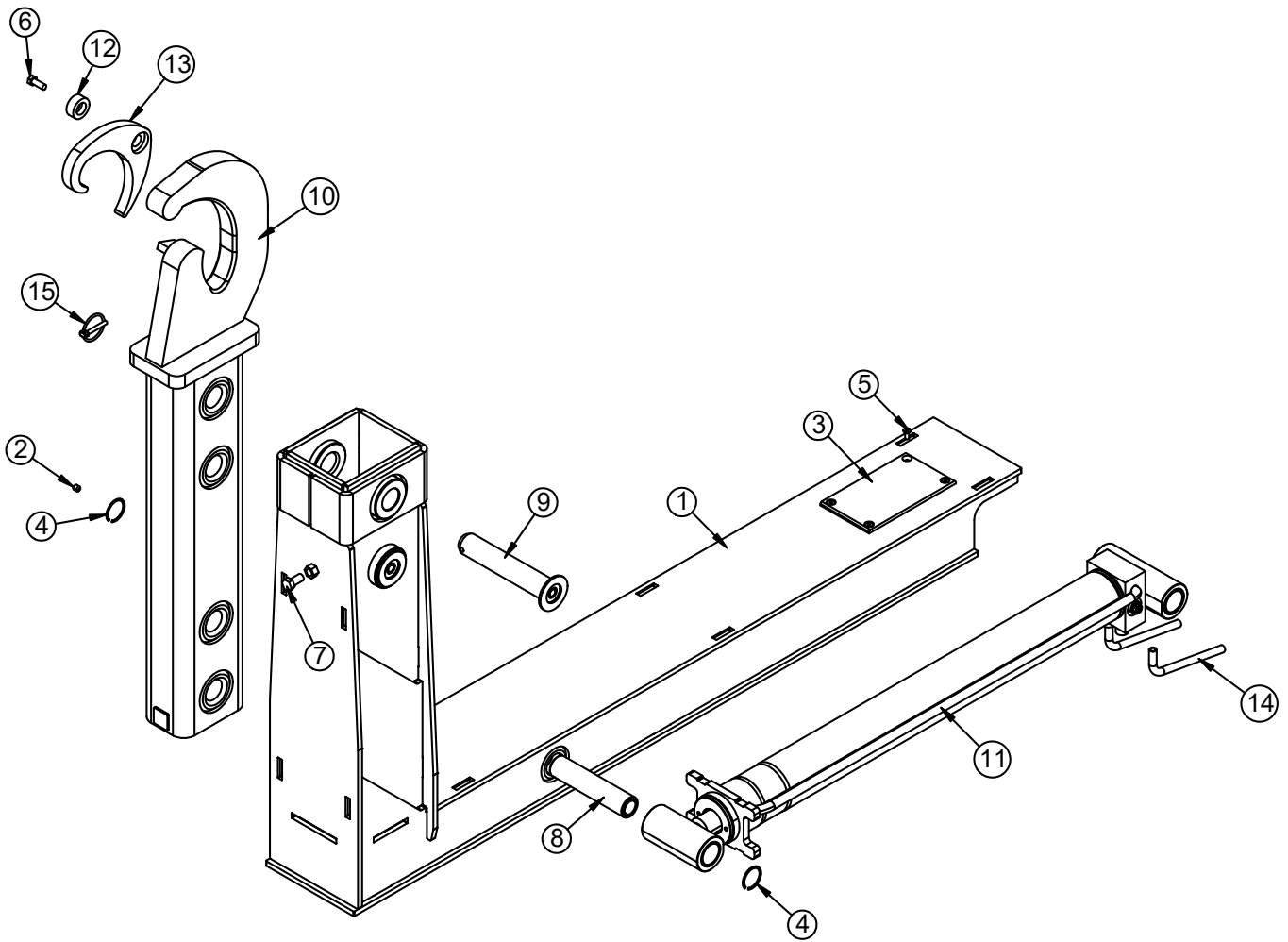
PN 123665			
ITEM	PART	DESCRIPTION	QTY
1	122793	CYLINDER 5.00X57.06 W/SOFT STOP	2
2	15995	MANIFOLD ASM DUAL T2A 5000PSI	1
3	53847	TUBE ASM 0.50X5.75 SLIDER 26 SS EXTEND YZ	1
4	123666	TUBE ASM 0.50X27.88 NXT18L CS EXTEND ZC	1
5	123667	TUBE ASM 0.50X39.63 NXT18L SS RETRACT ZC	1
6	123668	TUBE ASM 0.50X40.81 NXT18L CS RETRACT ZC	1
7	1554	FTG 8-8 MFS-MORB STRAIGHT	6
8	37179	FTG 8-10-8 MFS-MAORB-MFS TEE	2
9	C2376	FTG 8-8 MFS-FFSS 90	1
10	18701	CLAMP PORT TUBE ZR518	4
11	19369	HOSE CLAMP 4.13-7.00 5416K38	4
12	54319	BUSHING COMPOSITE 2.50X1.50	4
13	51444	BUSHING COMPOSITE FIBER 2.00X2.00	4

**NOTE:**

SEAL KIT PN 128442 (BOBALEE).

C-BALANCE VALVE: C1090.

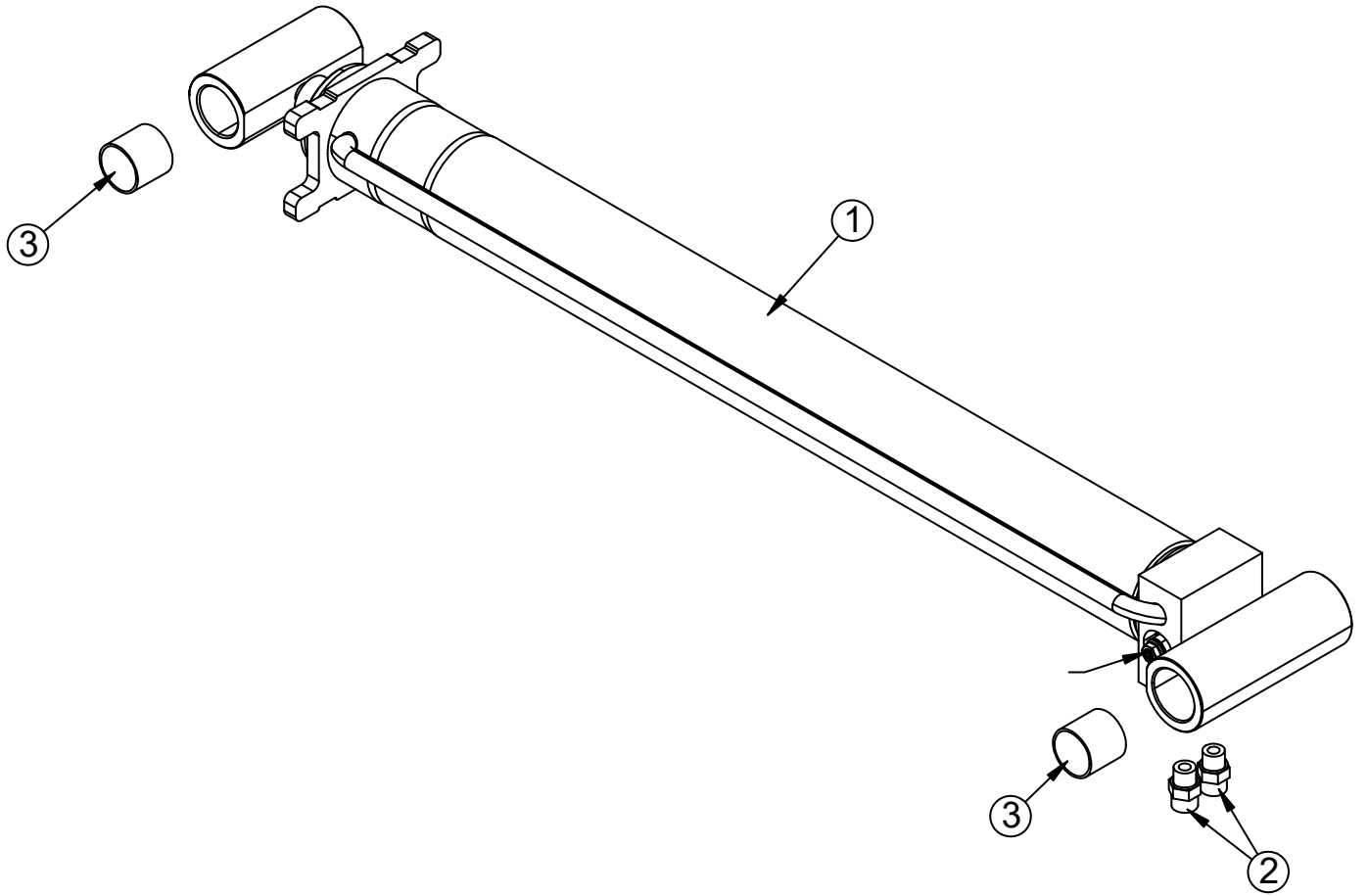
# NXT18L Jib Assembly - PN 122605



# NXT18L Jib Assembly - PN 122605 Parts List

PN 122605			
ITEM	PART	DESCRIPTION	QTY
1	122606	JIB NXT 18L MANUAL	1
2	C3397	SET SCREW 0.38-16X0.38 W/ RED PATCH	1
3	114041	WEAR PAD SLIDER26 JIB GEN3	2
4	54129	SNAP RING INSIDE 1.50	2
5	25741	CAP SCR 0.25-20X0.63 FSHH SS	8
6	0351	CAP SCR 0.38-16X1.00 HHGR5	1
7	10172	CAP SCR 0.50-13X1.00 HHGR8	1
8	128371CR	PIN 1.50X6.69 D&T	1
9	117599CR	PIN WLDMT 1.50X8.13	2
10	122637	JIB TOP NXT18L MANUAL 36/54HH	1
11	123447	CYLINDER ASM 3.00X30.00	1
12	14672	PIN CAP 0.44X1.50X0.63	1
13	73542	LATCH SLIDER20S CS PC BLACK	1
14	122707	TUBE ASM 0.50X6.40 NXT18 YZ	2
15	117616	PIN 0.25X1.63 LYNCH	2

# NXT18L Cyl Asm 3.00 X 30.00 - PN 123447





# NXT18L Cyl Asm 3.00 X 30.00 - PN 123447 Parts List

PN 123447			
ITEM	PART	DESCRIPTION	QTY
1	123192	CYLINDER 3.00X30.00	1
2	1554	FTG 8-8 MFS-MORB STRAIGHT	2
3	123452	BUSHING COMPOSITE FIBER 1.50X1.50	4

**NOTE:**

SEAL KIT PN 128444 (BOBALEE)

VALVE C-BALANCE: C6184 (QTY. 2)

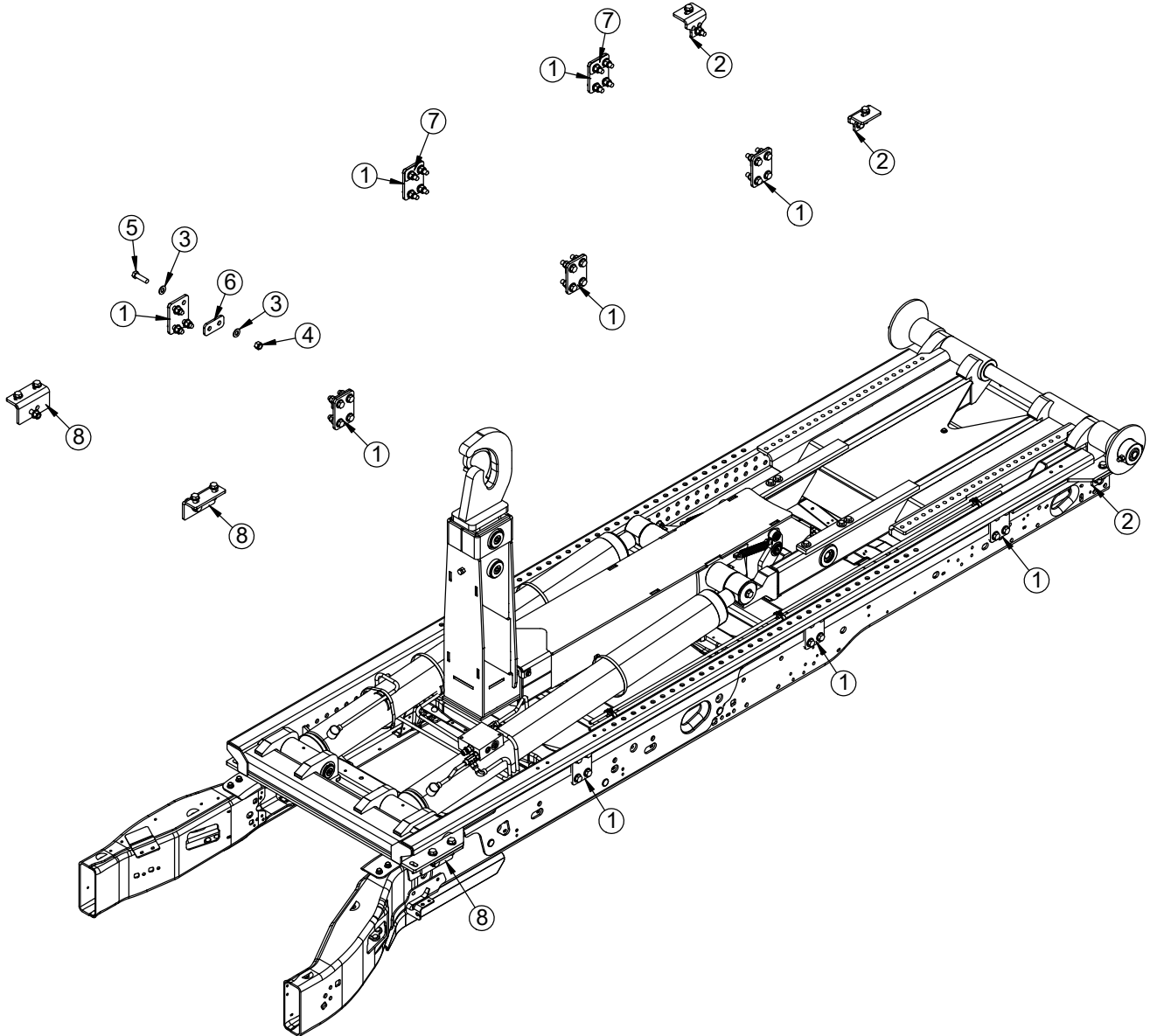
**This page left intentionally blank.**

# Chapter 4 - NXT18S & NXT18L

## Chapter Contents

Mounting Kit - PN 123250 .....	38
Mounting Kit - PN 123250 Parts List .....	39
Reservoir Assembly - PN 124788 .....	40
Reservoir Assembly - PN 124788 Parts List .....	41
Reservoir Subassembly - PN 124762 .....	42
Reservoir Subassembly - PN 124762 Parts List .....	43
Valve Bank - PN 124855 .....	44
Valve Bank - PN 124855 - Continued .....	45
Valve Bank - PN 124855 Parts List .....	46
Valve Bank Asm 2S DO3 - PN 125667 .....	48
VB Asm 2S DO3 - PN 125667 Parts List .....	49
Hose Kit - PN 122633 .....	50
Hose Kit - PN 122633 Parts List .....	51
NXT18 Controller Assembly PN - 127158 .....	52
NXT18 Controller Assembly PN - 127158 Parts List .....	53
Face Seal / O-Ring Size Chart .....	54
Torque Data Chart .....	55
Torquing Information & Warnings .....	55
Raised Hoist Indicator Light Kit - PN 127153 .....	56
Raised Hoist Indicator Light Kit - PN 127153 Parts List .....	57

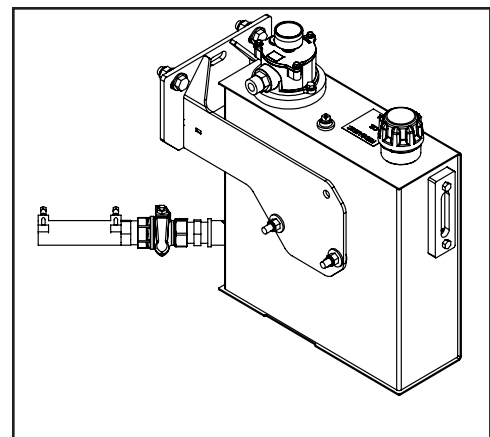
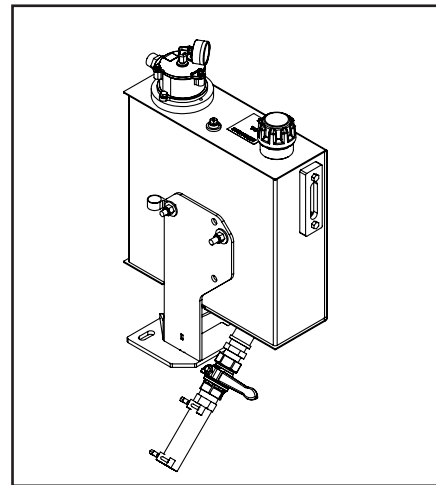
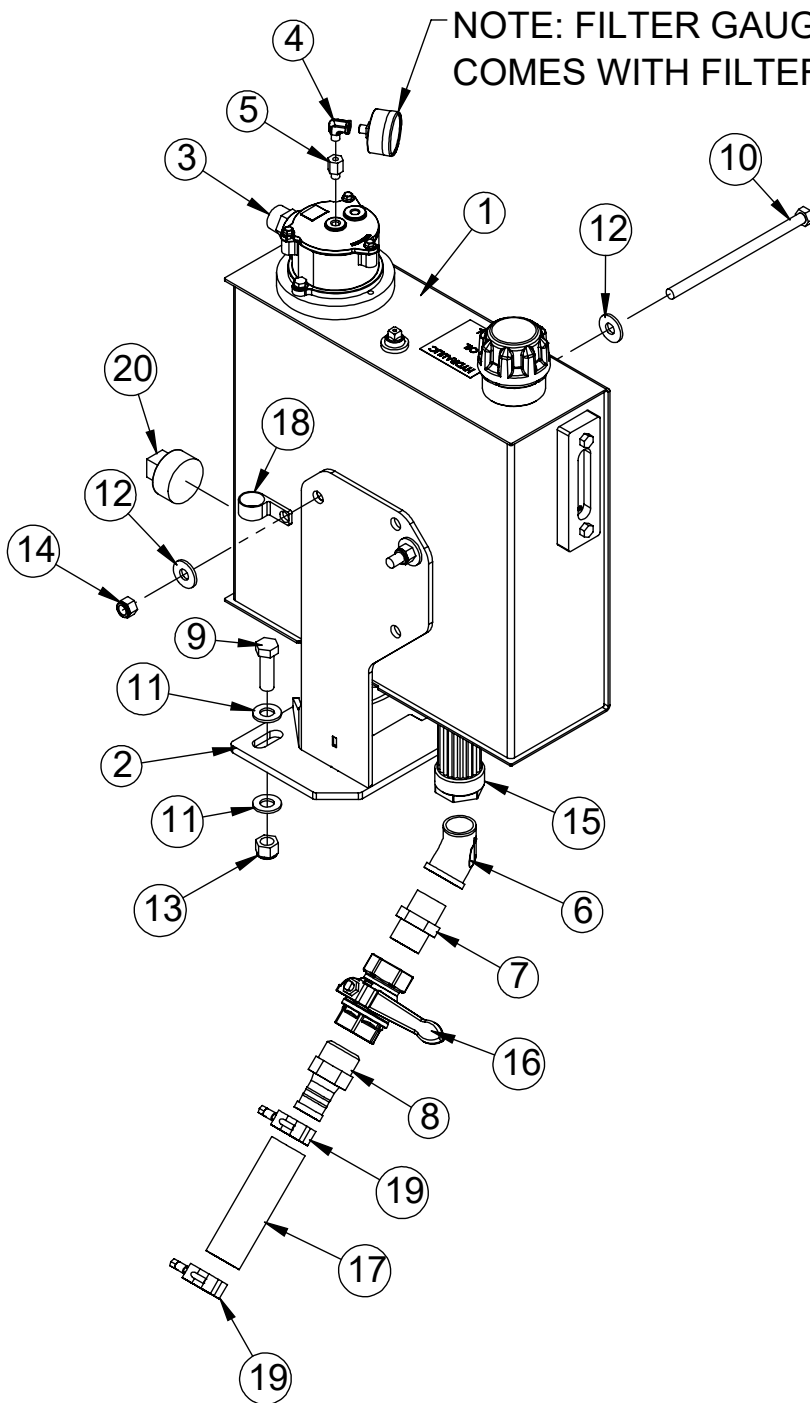
# Mounting Kit - PN 123250



# Mounting Kit - PN 123250 Parts List

PN 123250			
ITEM	PART	DESCRIPTION	QTY
1	114129	PLATE 0.50X5.50X4.00 HOLES	6
2	122791	ANGLE FORMED NXT18 BASE MNT	2
3	C5902	WASHER 0.63 SAE FLAT YELLOW GR8	68
4	24868	NUT 0.63-11 HHGR8 NYLOC	34
5	84053	CAP SCR 0.63-11X2.25 HHGR8	34
6	123768	PLATE 0.31X2.00X4.00 HOLES	2
7	123769	PLATE 14GAX2.00X4.00 HOLES	4
8	122710	ANGLE FORMED NXT18 BASE MNT FRONT	2

# Reservoir Assembly - PN 124788



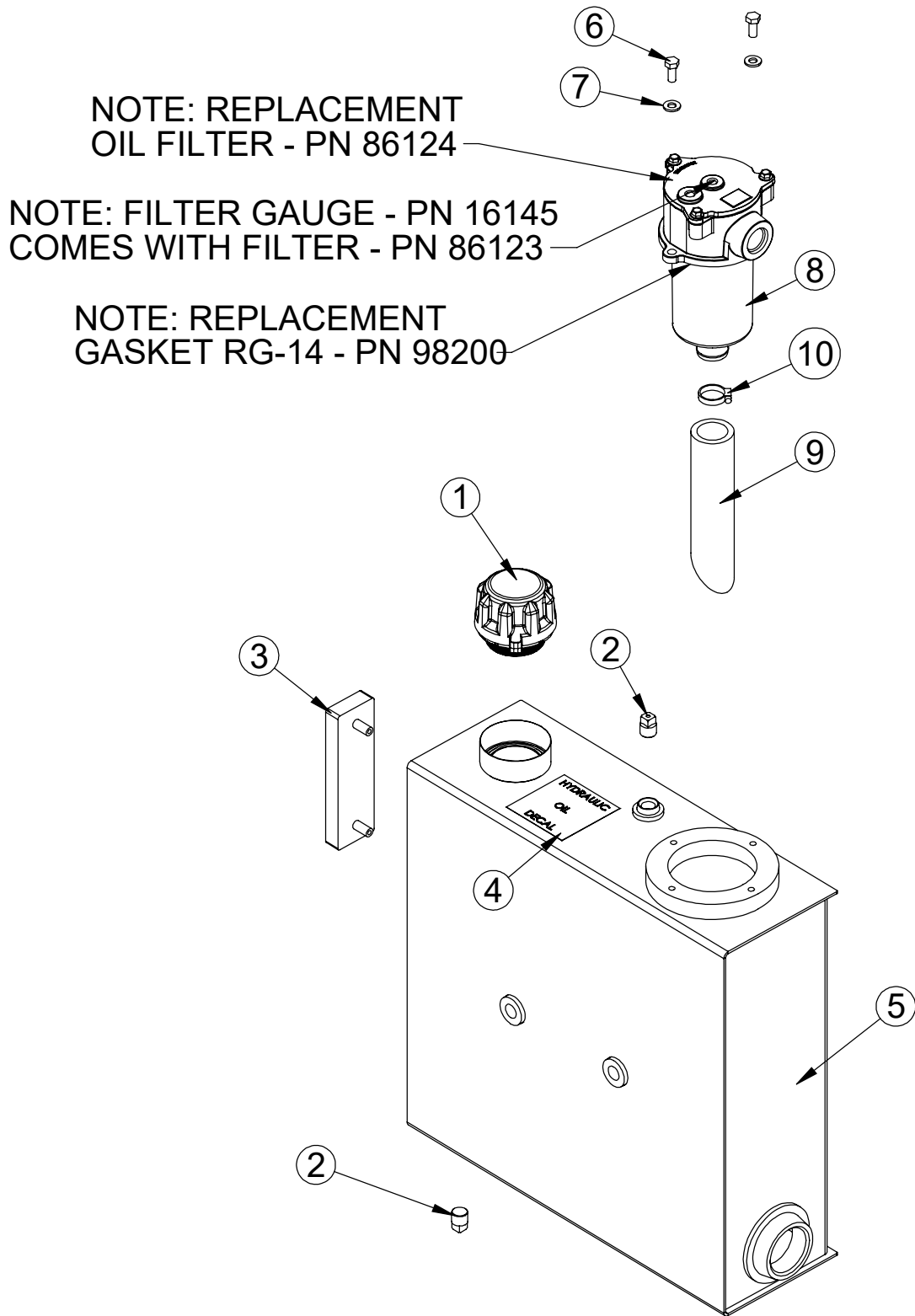
# Reservoir Assembly - PN 124788 Parts List

PN 124788			
ITEM	PART	DESCRIPTION	QTY
1	124762	RSRVR ASM 8GAL BLKHD/SIDE MNT	1
2	124766	BRKT WLDNT RSRVR 8GAL BLKHD/SIDE MNT	1
3	C2142	FTG 12-12 MFS-MORB STRAIGHT	1
4	C4692	FTG 2-2 MP-FP 90	1
5	25465	FTG 2-2 MP-FP STRAIGHT EXPANDER	1
6	C2245	ST EL 1.25 45 DEG BLK	1
7	1115	FTG 20-20 MP-MP HEX NIPPLE STRAIGHT	1
8	C2282	FTG 1.25 NPT TO 1.25 BARB	1
9	C1025	CAP SCR 0.63-11X2.00 HHGR8	2
10	48141	CAP SCR 0.50-13X8.50 HHGR5	2
11	C5902	WASHER 0.63 SAE FLAT YELLOW GR8	4
12	0352	WASHER 0.50 USS FLAT	4
13	24868	NUT 0.63-11 HHGR8 NYLOC	2
14	C6106	NUT 0.50-13 HHGR5 NYLOC	2
15	C5552	FILTER STRAINER TFS-1220-0	1
16	C5511	VALVE BALL 1.25	1
17	17767	HOSE SUCT 1.25 10FT	1
18	C5586	CLAMP 1.38	1
19	C0075	HOSE CLAMP HC125	2
20	C4847	PLUG 2.00 NPT SQ HD BLK	1

ITEMS NOT SHOWN		
PART	DESCRIPTION	QTY
25941	DECAL LOADER VB VDM8 HOSE LOCATION	1
42971	DECAL OIL FILTER CHANGE	1
124767	HOSE 0.75(300PSI)-12FFSS SHORT-12FFSS 90 SHORT-48CL	1

**NOTE:**  
**124767 - FROM VB RETURN TO RETURN FILTER.**

# Reservoir Subassembly - PN 124762

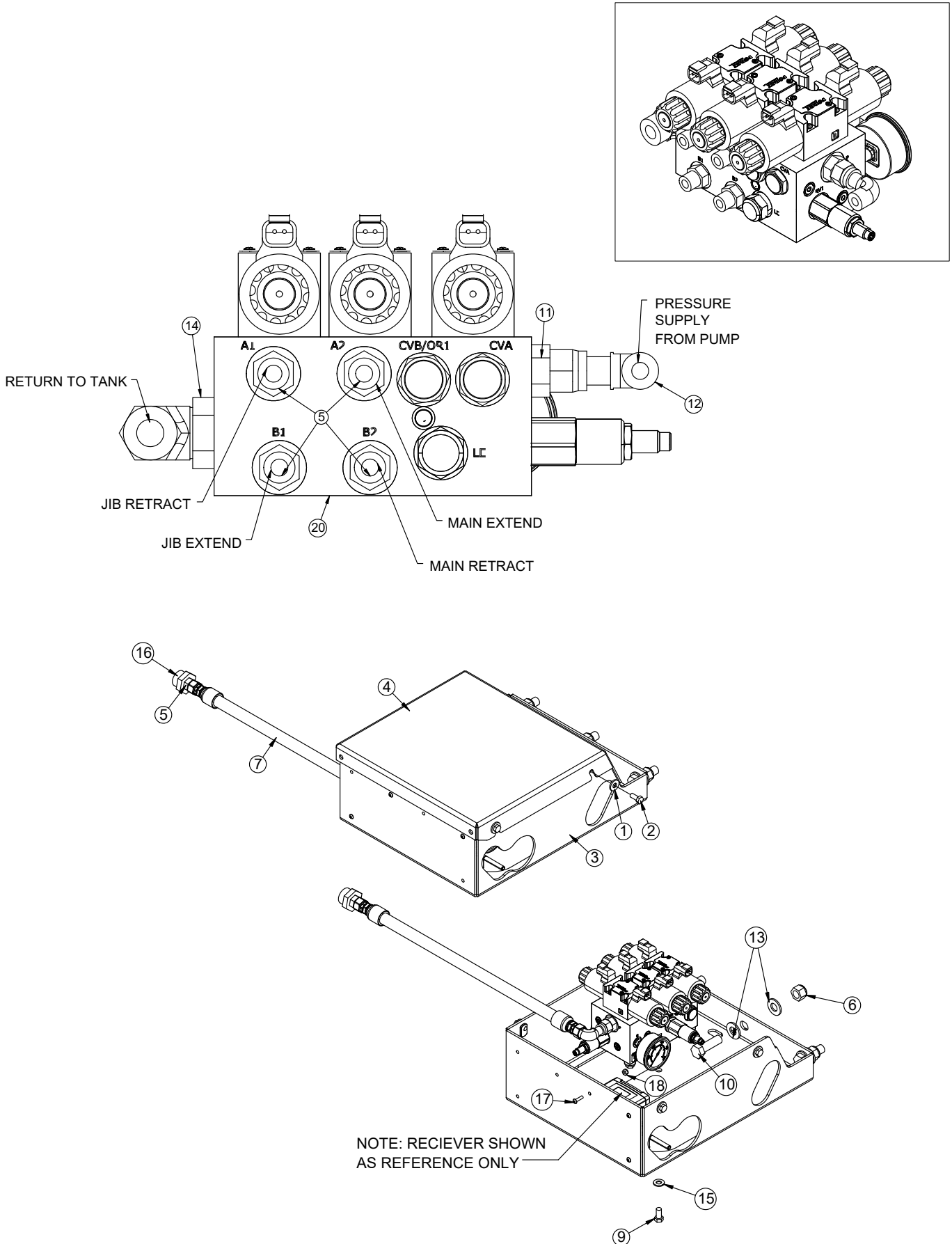




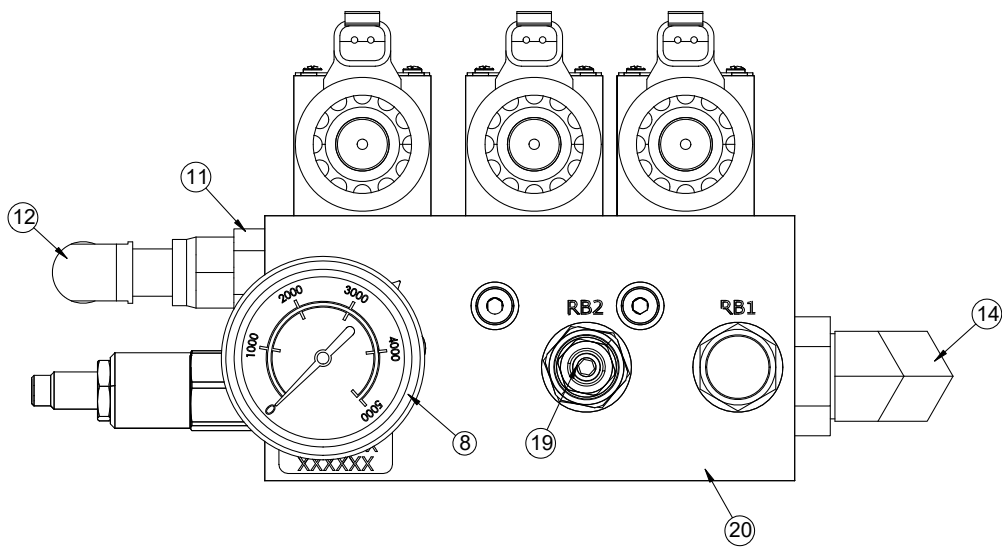
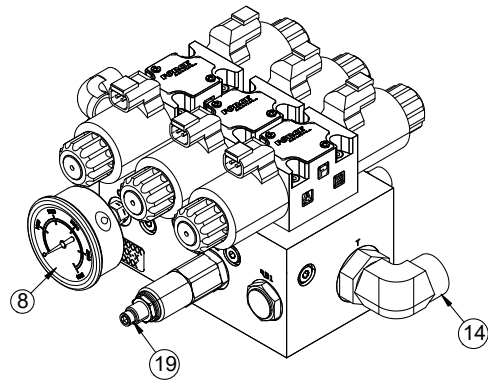
# Reservoir Subassembly - PN 124762 Parts List

PN 124762			
ITEM	PART	DESCRIPTION	QTY
1	73278	CAP 1PSI ZINGA THREADED	1
2	C4841	PLUG 0.38 NPT SQ HD BLK	2
3	15463	THERMO SIGHT GAUGE ZINGA SG-O5-A-T-N	1
4	13002	DECAL HYD OIL SPECIFICATION MOBIL	1
5	124763	RSRVR WLDMT 8GAL BLKH/D/SIDE MNT	1
6	0420	CAP SCR 0.31-18X0.75 HHGR5	2
7	5591	WASHER 0.31 SAE FLAT YELLOW GR8	2
8	86123	FILTER TANK TOP SMF 12 SAE	1
9	86129	HOSE 1.25X7.50 DOWN TUBE	1
10	C4659	HOSE CLAMP #16 SS	1

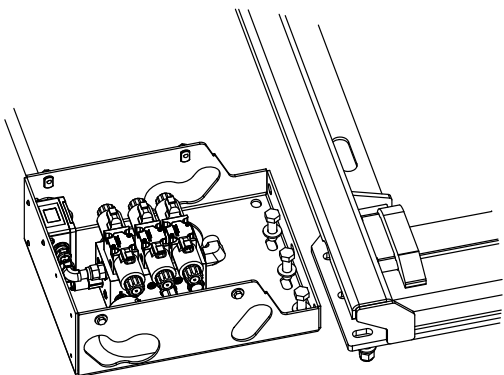
# Valve Bank - PN 124855



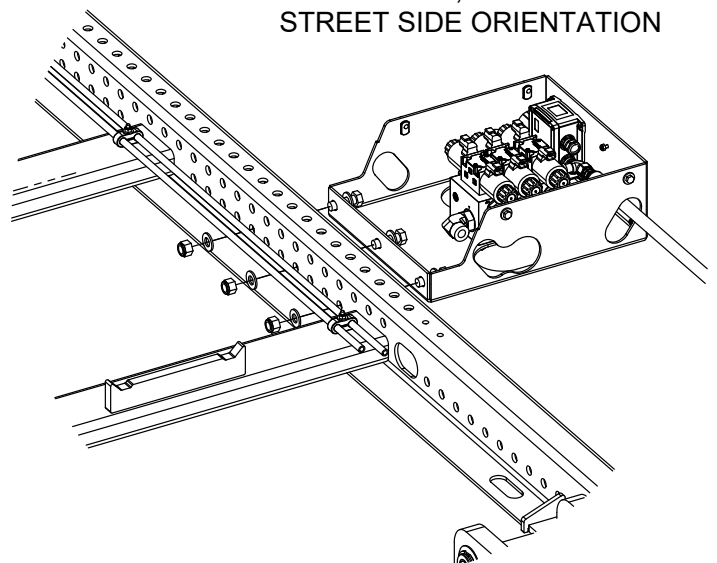
# Valve Bank - PN 124855 - Continued



BULKHEAD MOUNT,  
CURB SIDE ORIENTATION



SIDE MOUNT,  
STREET SIDE ORIENTATION



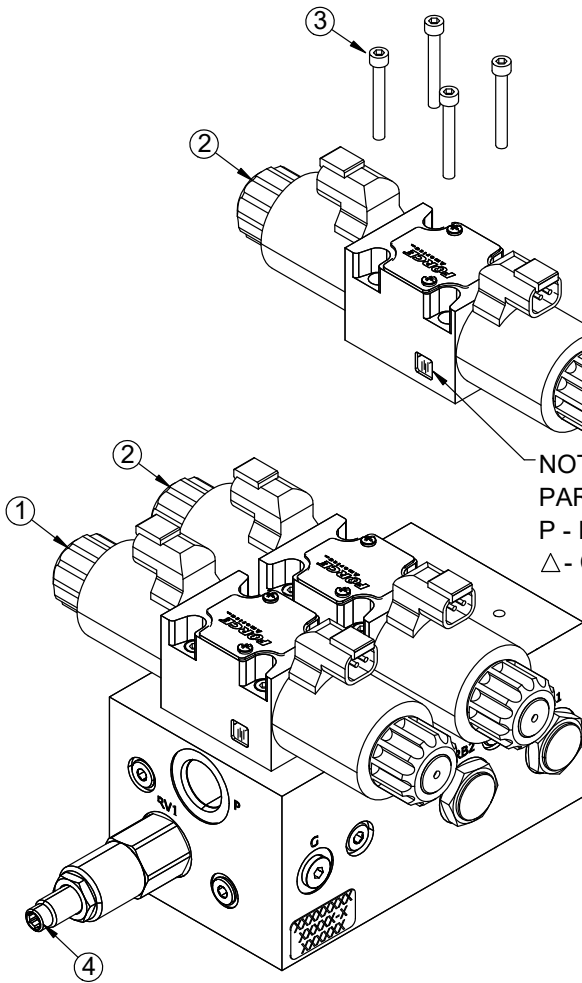
# Valve Bank - PN 124855 Parts List

PN 124855			
ITEM	PART	DESCRIPTION	QTY
1	0343	WASHER 0.31 USS FLAT	4
2	0420	CAP SCR 0.31-18X0.75 HHGR5	4
3	124857	WLDMT VB MNT PLATE D03 FOR NXT18	1
4	124858	COVER VB D03 2 SECT FOR NXT18	1
5	1554	FTG 8-8 MFS-MORB STRAIGHT	5
6	24868	NUT 0.63-11 HHGR8 NYLOC	3
7	31676	HOSE 0.50(471TC-JC-JC-8-8-8-120)	1
8	39780	GAUGE OIL LF 2.5 0-6000 CBM SAE	1
9	9843	CAP SCR 0.38-16X0.75 HHGR8	3
10	C1025	CAP SCR 0.63-11X2.00 HHGR8	3
11	C2252	FTG 8-10 MFS-MORB STRAIGHT	1
12	C2376	FTG 8-8 MFS-FFSS 90	1
13	C5902	WASHER 0.63 SAE FLAT YELLOW GR8	6
14	C5968	FTG 12-12 MFS-MAORB 90	1
15	C6353	WASHER 0.38 SAE FLAT YELLOW GR8	3
16	D0549	FTG 16-8 MORB-FORB STRAIGHT REDUCER	1
17	D0894	CAP SCR #10-24X0.75 BTNHD SS	3
18	C4956	NUT #10-24 HH NYLOC SS	3
19	125174	VALVE PORT RELIEF D03 3000PSI	1
20	125667	VB 2 SECT D03 W/ FC	1
REV. D: REQ833			

**NOTES:**  
**HARDWARE KIT: 132839.**  
**FITTING KIT: 132840.**

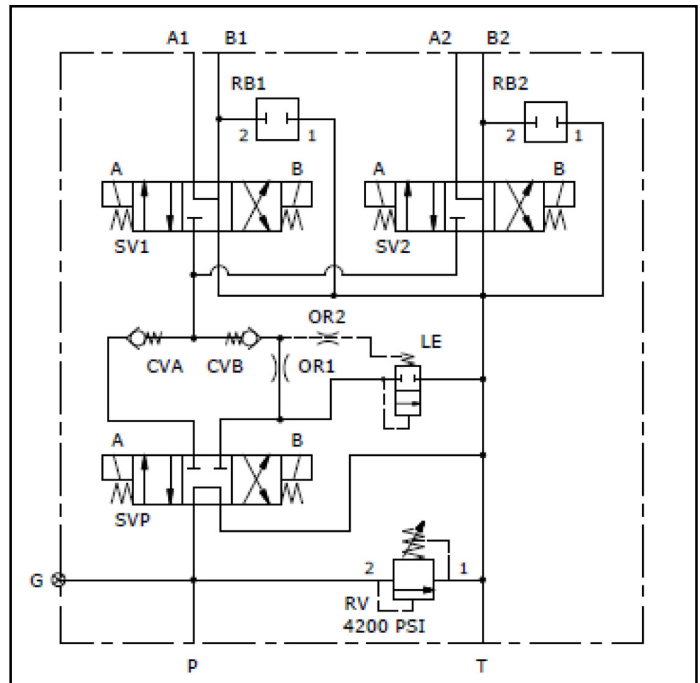
**This page left intentionally blank.**

# Valve Bank Asm 2S DO3 - PN 125667



REPLACEMENT COIL:  
 PN 128935 - PARKER  
 PN 121011 - CONTINENTAL

NOTE:  
 PARKER / CONTINENTAL STAMP HERE  
 P - PARKER  
 Δ - CONTINENTAL



# VB Asm 2S D03 - PN 125667 Parts List

## PN 125667

ITEM	PART	DESCRIPTION	QTY
1	136865	VALVE ASM TANDEM CENTER NXT18 D03	1
2	136864	VALVE ASM FLOAT CENTER NXT18 D03	2
3	128938	BOLT KIT VALVE FLEX36/NXT18 D03	3
4	122703	RELIEF VALVE RDH103S50-420	1

REV. A: REQ833

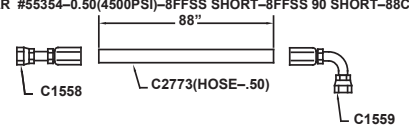
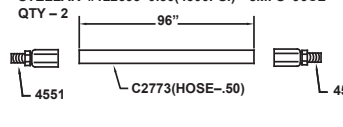
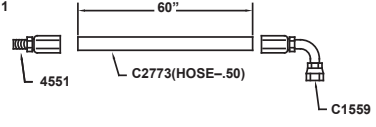

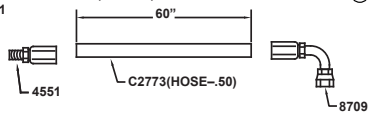
### NOTES:

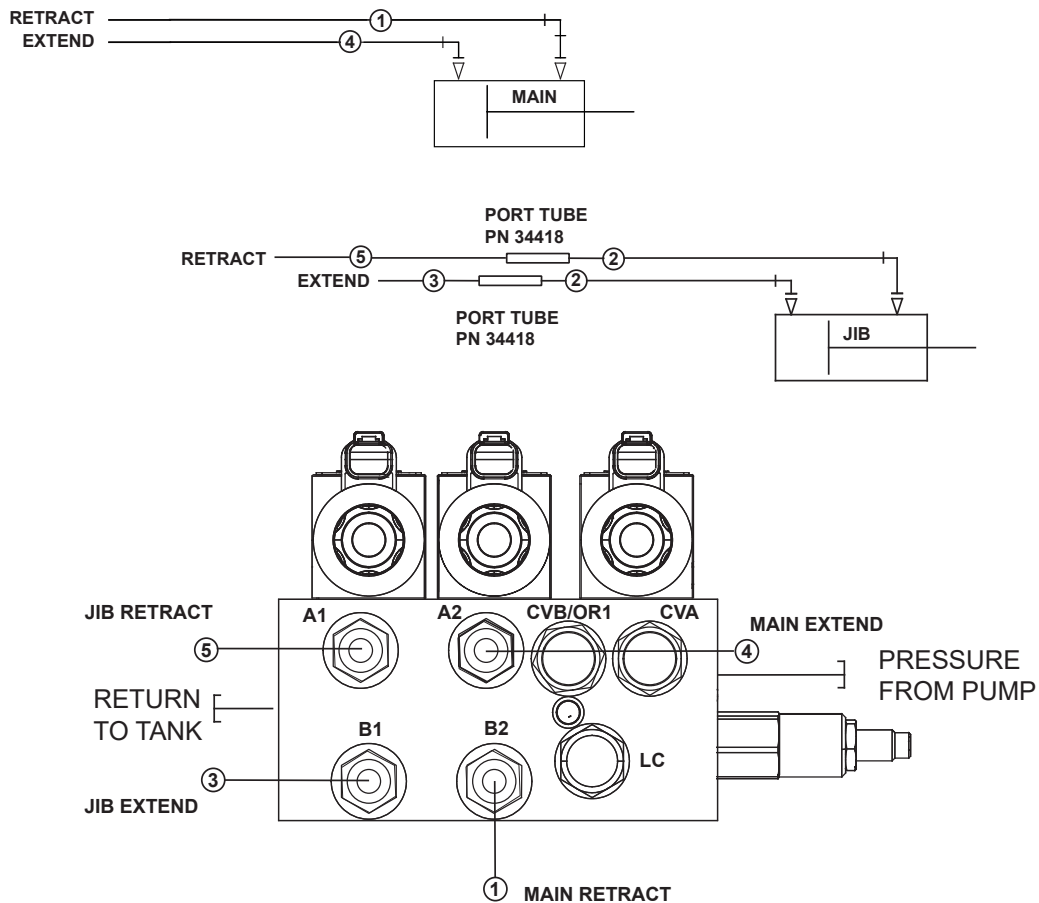
REPLACEMENT COILS:

PARKER-128935

CONTINENTAL-121011

# Hose Kit - PN 122633

<p>① STELLAR #55354-0.50(4500PSI)-8FFSS SHORT-8FFSS 90 SHORT-88CL QTY - 1</p>  <p>FUNCTION: MAIN CYLINDER TO VALVE BANK RETRACT</p>	<p>② STELLAR #122695-0.50(4500PSI)-8MFS-96CL QTY - 2</p>  <p>FUNCTION: JIB CYLINDER TO JIB CYLINDER PORT TUBE</p>	<p>③ STELLAR #91119-0.50(4500PSI)-8MFS-8FFSS 90 SHORT-60CL QTY - 1</p>  <p>FUNCTION: JIB CYLINDER PORT TUBE TO VALVE BANK EXTEND</p>
<p>④ STELLAR #55360-0.50(4500PSI)-8FFSS SHORT-8FFSS 90 LONG-88CL QTY - 1</p>  <p>FUNCTION: MAIN CYLINDER TO VALVE BANK EXTEND</p>	<p>⑤ STELLAR #91216-0.50(4500PSI)-8MFS-8FFSS 90 LONG-60CL QTY - 1</p>  <p>FUNCTION: JIB CYLINDER PORT TUBE TO VALVE BANK RETRACT</p>	

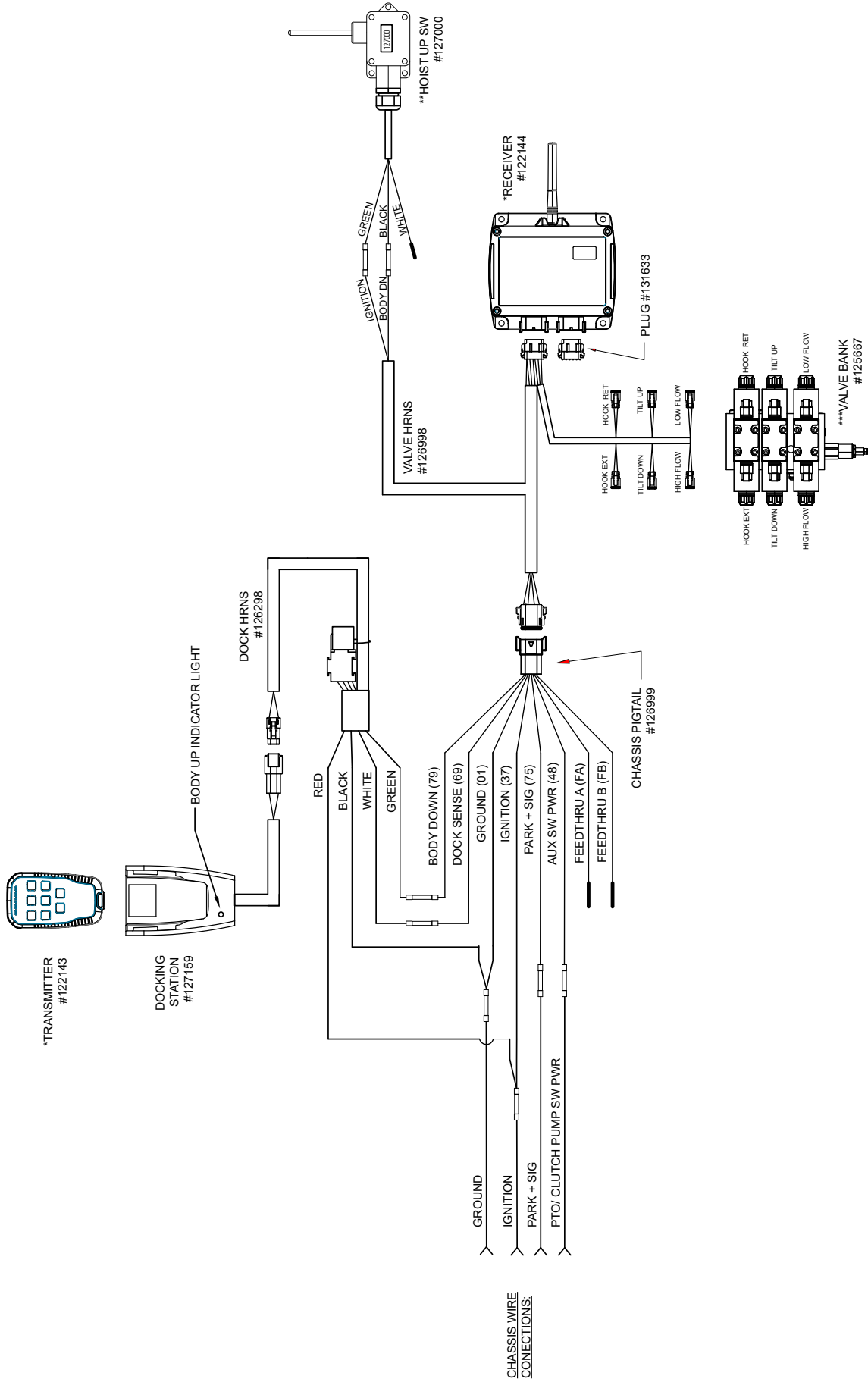




# Hose Kit - PN 122633 Parts List

PN 122633			
ITEM	PART	DESCRIPTION	QTY
1	55354	HOSE 0.50(4500PSI)-8FFSS SHORT-8FFSS 90 SHORT-88CL	1
2	122695	HOSE 0.50(4500PSI)-8MFS-8MFS-96CL	2
3	91119	HOSE 0.50(4500PSI)-8MFS-8FFSS 90 SHORT-60CL	1
4	55360	HOSE 0.50(4500PSI)-8FFSS SHORT-8FFSS 90 LONG-88CL	1
5	91216	HOSE 0.50(4500PSI)-8MFS-8FFSS 90 LONG-60CL	1

# NXT18 Controller Assembly PN - 127158



# NXT18 Controller Assembly PN - 127158 Parts List

## PN 127158

PART	DESCRIPTION	QTY
126998	WIRE HRNS VALVE BANK NXT	1
126999	WIRE HRNS CHASSIS EXT NXT	1
126298	WIRE HRNS REMOTE DOCK NXT18	1
127159	CONTROLLER ASM DOCK NXT18	1
131663	CONNECT ASM 12P DTM PLUG BLK W/ WEDGE	1

## ITEMS NOT SHOWN

PART	DESCRIPTION	QTY
126294	RADIO CTRL ASM 8 FCTN POCKET G5M19 NXT	1
127153	KIT RAISED HOIST INDICATOR LIGHT NXT18	1
124855	VB ASM 2S D03 (8-8 NXT18)	1

PIN	CIRCUIT NO.	CIRCUIT	FUNCTION
1	79	BODY DN	BODY DN + INPUT SIG
2	69	DOCK SENSE	DOCK SENSE+ INPUT SIG
3	01	GROUND	SYSTEM GND
4	74	PARK + SIG	PARK BRK + INPUT SIG
5	-	--	--
6	48	AUX SW PWR	SYSTEM +12V
7	70	TILT UP	TILT UP + OUTPUT
8	71	TILT DOWN	TILT DN + OUTPUT
9	72	HOOK EXT	HOOK EXT + OUTPUT
10	73	HOOK RET	HOOK RET + OUTPUT
11	32	HIGH FLOW	HI FLOW VLV + OUTPUT
12	31	LOW FLOW	LO FLOW VLV + OUTPUT

### NOTES:

\*THE RADIO HAS TO SEE EITHER A (+) PARK BRAKE INPUT SIGNAL OR A (+) DOCKING STATION SENSE SIGNAL BEFORE ALLOWING ANY HYDRAULIC VALVES TO OPERATE.

\*THE RADIO HAS TO SEE A BODY DOWN + INPUT SIGNAL BEFORE ALLOWING THE HOOK EXTEND AND RETRACT VALVES TO OPERATE.

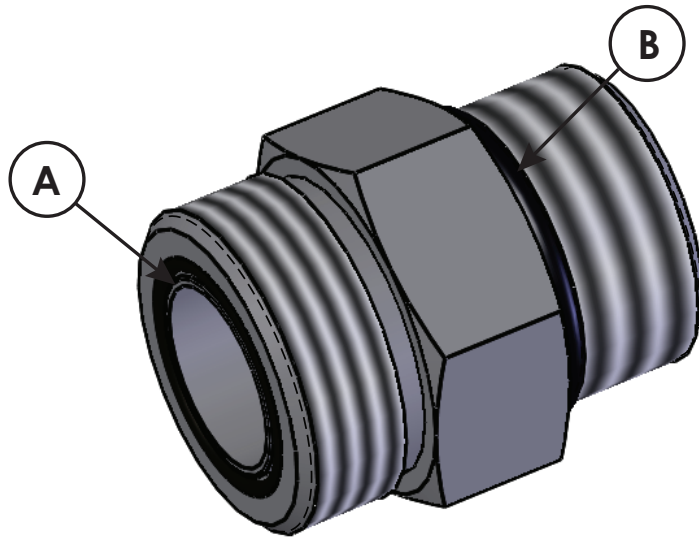
### NOTES:

\*TRANSMITTER AND RECEIVER ARE PART OF RADIO CONTROL SYSTEM #126294.

\*\*HOIST UP SWITCH IS PART OF KIT #127153.

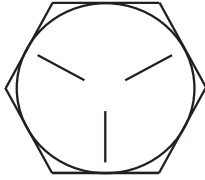
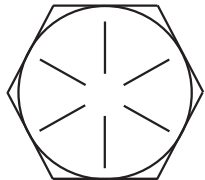

\*\*\*VALVE BANK IS PART OF VB ASSEMBLY #124855.

## Face Seal / O-Ring Size Chart



HOSE SIZE	FITTING SIZE	FACE SEAL (A) STELLAR PART NUMBER	O-RING BOSS (B) STELLAR PART NUMBER
1/4"	#4	C2027	D1245
3/8"	#6	C2028	D1246
1/2"	#8	C2029	D1247
5/8"	#10	32223	D1248
3/4"	#12	D1244	D1249
1"	#16		D1250

# Torque Data Chart

		GRADE 5		GRADE 8		GRADE 9
						
SIZE (DIA - TPI)	BOLT DIA (INCHES)	PLAIN ( FT-LB)	PLATED (FT-LB)	PLAIN (FT-LB)	PLATED (FT-LB)	PLATED (FT-LB)
5/16-18	0.3125	17	13	25	18	22
3/8-16	0.3750	31	23	44	33	39
7/16-14	0.4375	49	37	70	52	63
1/2-13	0.5000	75	57	105	80	96
9/16-12	0.5625	110	82	155	115	139
5/8-11	0.6250	150	115	220	160	192
3/4-10	0.7500	265	200	375	280	340
7/8-9	0.8750	395	295	605	455	549
1-8	1.000	590	445	910	680	823
1 1/8-7	1.1250	795	595	1290	965	1167
1 1/4-7	1.2500	1120	840	1815	1360	1646
1 3/8-6	1.3750	1470	1100	2380	1780	2158
1 1/2-6	1.500	1950	1460	3160	2370	2865

## Torquing Information & Warnings

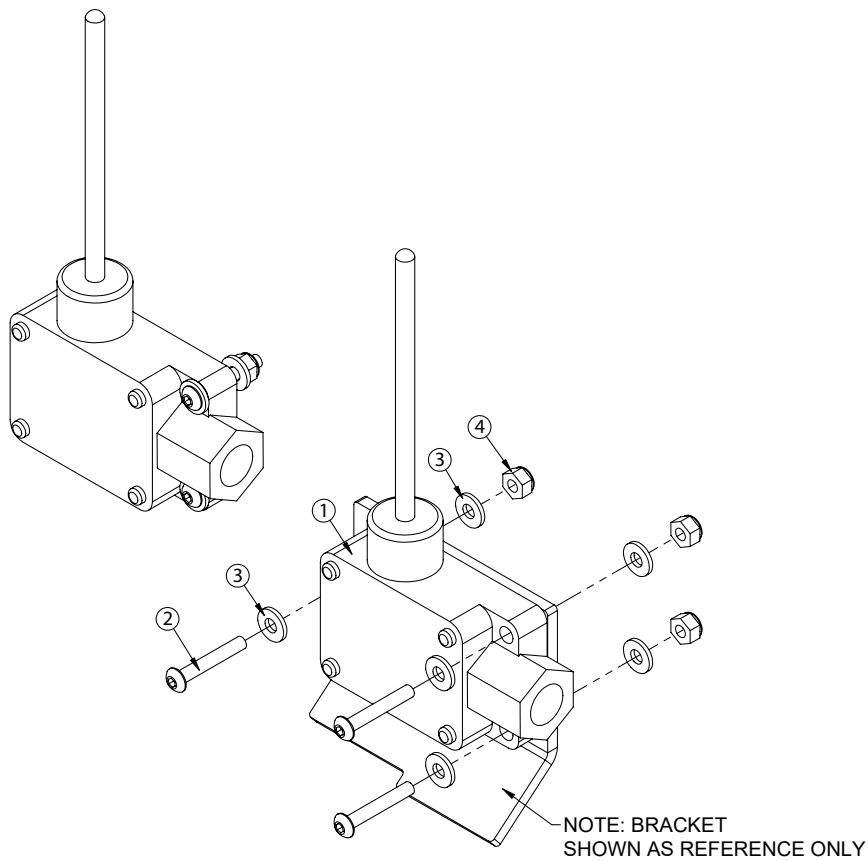
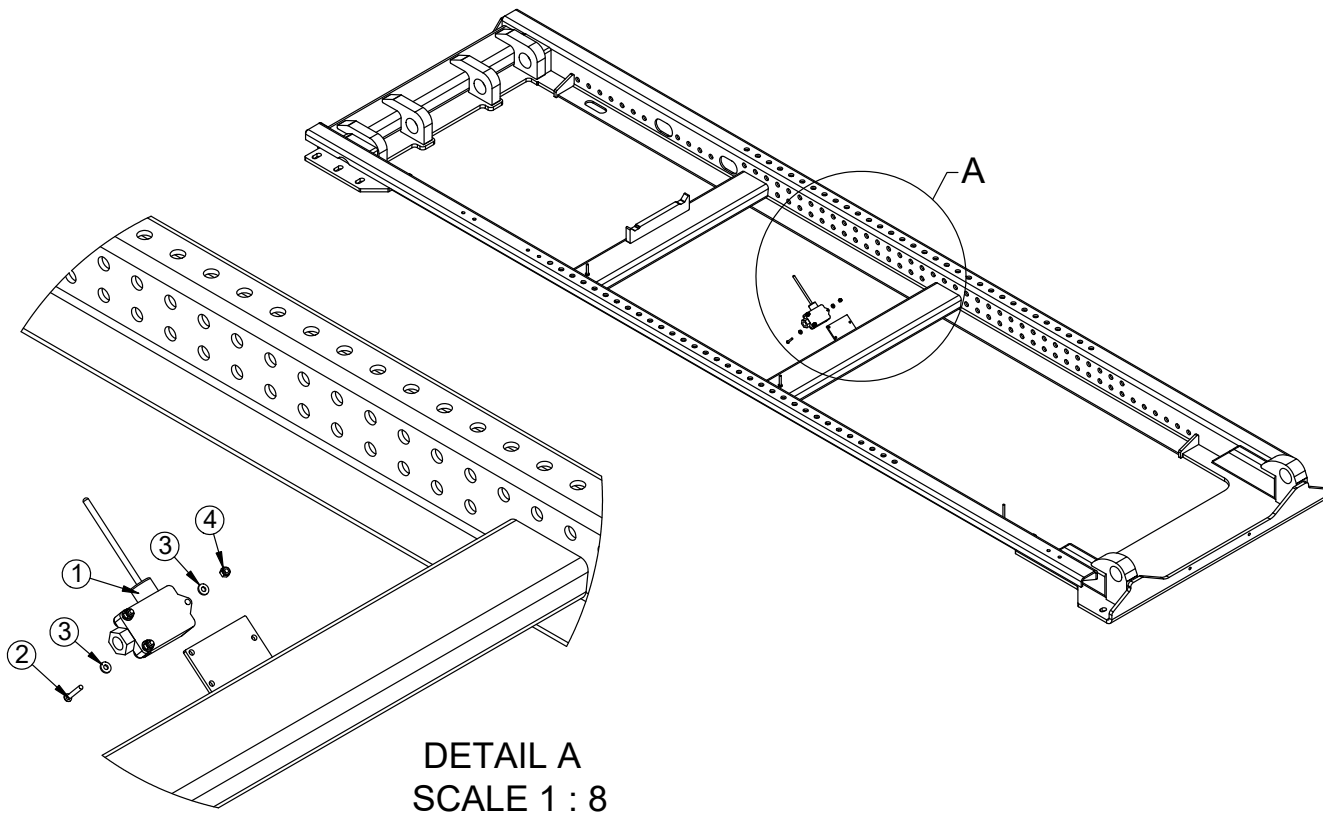
**⚠ WARNING** When using the torque data in the chart, the following rules should be observed:

- **Bolt manufacturer's** particular specifications should be consulted when provided.
- **Flat washers** of equal strength must be used.
- **All torque measurements** are given in foot-pounds. To convert to inch-pounds, multiply by 12.
- **Torque values** specified are for bolts with residual oils or no special lubricants\* applied. If special lubricants of high stress ability, such as Never-Seez compound graphite and oil, molybdenum disulphite, colloidal copper or white lead are applied, multiply the torque values in the charts by the factor .90. The use of Loctite does not affect the torque values listed above.
- **Torque values** for socket-head capscrews are the same as for Grade 8 capscrews.
- **Do not use these values** if a different torque value or tightening procedure is given for a specific application. Torque values listed are for general use only. Check tightness of fasteners periodically.
- **Shear bolts** are designed to fail under predetermined loads. Always replace shear bolts with identical grade.
- **Fasteners** should be replaced with the same or higher grade. If higher grade fasteners are used, these should only be tightened to the strength of the original.
- **Tighten** plastic insert or crimped steel-type lock nuts to approximately 110 percent of the dry torque values shown in the chart on page 8, applied to the nut, not to the bolt head. Tighten toothed or serrated-type lock nuts to the full torque value.

### NOTICE

*\*Lubricated means coated with a lubricant such as engine oil, or fasteners with phosphate and oil coatings. "Dry" means plain or zinc plated without lubrication. Tighten lubricated bolts to approximately 80% of dry bolts.*

# Raised Hoist Indicator Light Kit - PN 127153



# Raised Hoist Indicator Light Kit - PN 127153 Parts List

## PN 127153

ITEM	PART	DESCRIPTION	QTY
1	127000	SWITCH ASM HOIST UP NXT	1
2	30472	CAP SCR #10-24X1.25 BTNHD SS	3
3	D0178	WASHER #10 SAE FLAT	6
4	26034	NUT #10-24 HH NYLOC	3

### NOTES:

SEE CONTROLLER ASM FOR WIRING.

### FOR REFERENCE:

- GREEN TO IGNITION
- BLACK TO BODY DN
- WHITE TO BODY UP

**This page left intentionally blank.**

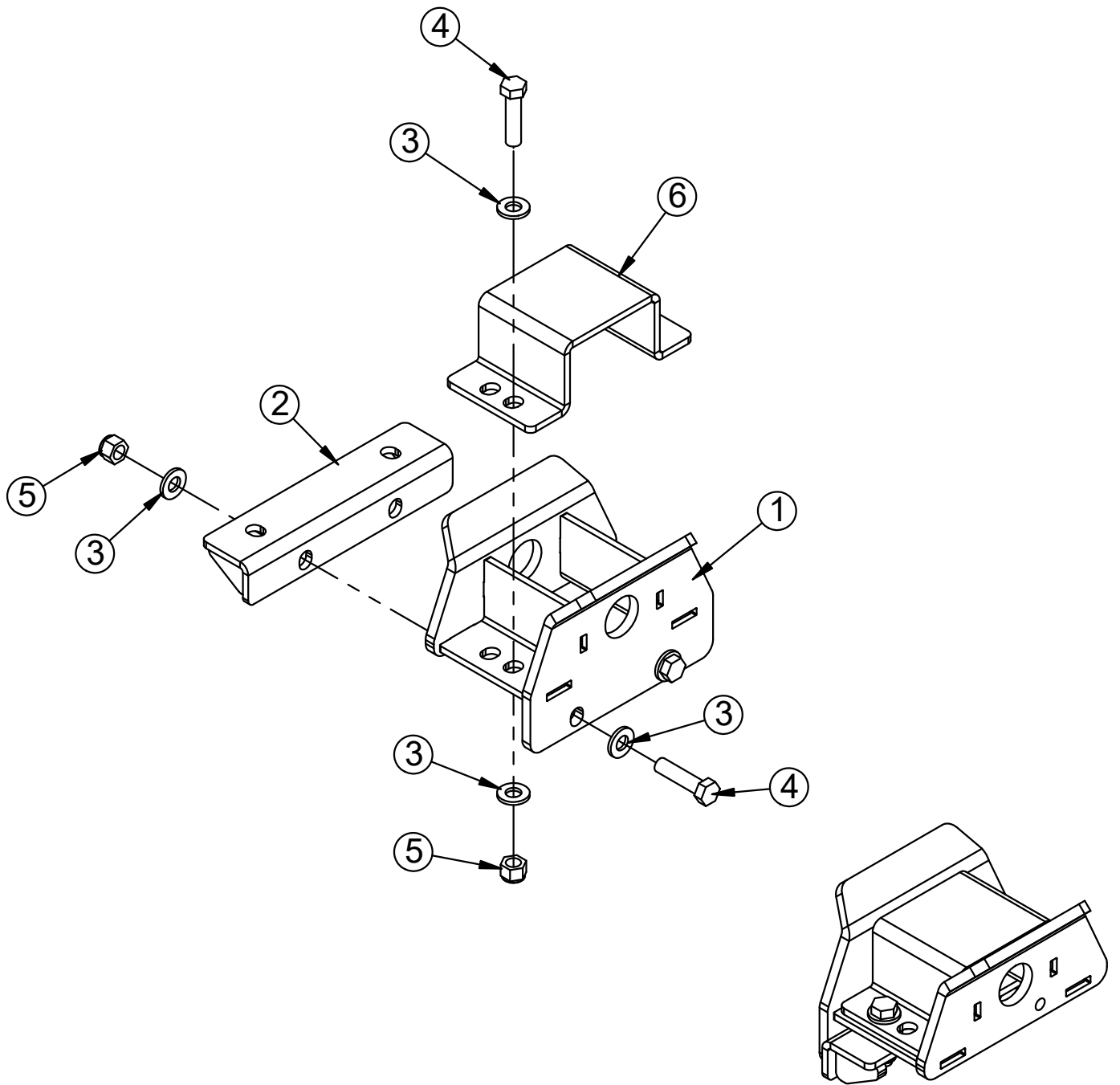


# Chapter 5 - Accessory Drawings

## CHAPTER CONTENTS

Saddle Asm Skid Plate - PN 123771 .....	60
Saddle Asm Skid Plate - PN 123771 Parts List.....	61
Saddle Asm Roller - PN 124210.....	62
Saddle Asm Roller - PN 124210 Parts List.....	63
NXT18 (35.63HH) Skids - PN 132928.....	64
NXT18 (35.68HH) Skids - PN 132928 Parts List.....	65
NXT18L (54.00HH) Skids - PN 132929.....	66
NXT18L (54.00HH) Skids - PN 132929 Parts List.....	67
NXT18S Inside Latch Assembly - PN 123445.....	68
NXT18S Inside Latch Assembly - PN 123445 Parts List.....	69
NXT18S Outside Latch Assembly - PN 123196.....	70
NXT18S Outside Latch Assembly - 123196 Parts List.....	71
NXT18L Inside Latch Assembly - PN 123445.....	72
NXT18L Inside Latch Assembly - PN 123445 Parts List.....	73
NXT18L Outside Latch Assembly - PN 123196.....	74
NXT18L Outside Latch Assembly - 123196 Parts List.....	75
Kit - Fuel Fill Bolt On - PN 125670.....	76
Kit - Urea Fill Bolt On - PN 125000.....	77
Speed Control Kit - Ford - PN 127561.....	78
Speed Control Kit - RAM - PN 127562.....	79
Speed Control Kit - GM - PN 127563.....	80
NXT18 Hooklift Decals - PN 125669.....	81

# Saddle Asm Skid Plate - PN 123771

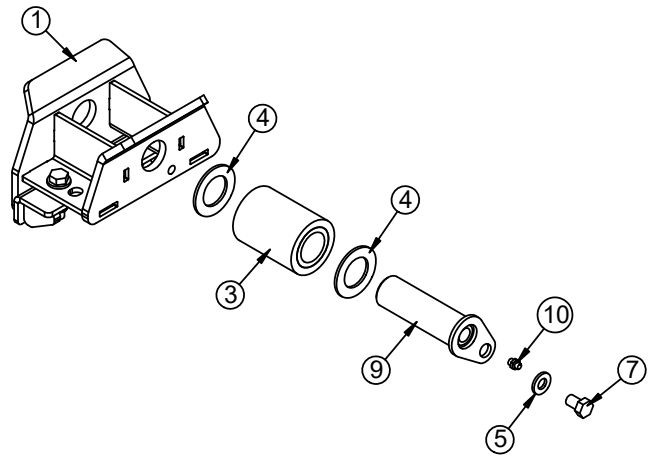
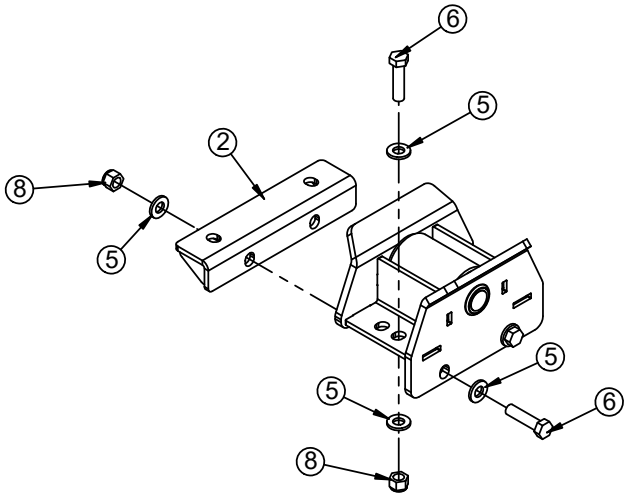


# Saddle Asm Skid Plate - PN 123771 Parts List

## PN 123771

ITEM	PART	DESCRIPTION	QTY
1	122664	WLDMT SADDLE CARRIAGE NXT18	2
2	122983	WLDMT SADDLE SUPPORT NXT18	2
3	D0790	WASHER 0.50 SAE FLAT YELLOW GR8	16
4	8833	CAP SCR 0.50-13X2.00 HHGR8	8
5	5468	NUT 0.50-13 HHGR8 NYLOC	8
6	123774	FORMED SADDLE WEAR PLATE NXT18	2

# Saddle Asm Roller - PN 124210

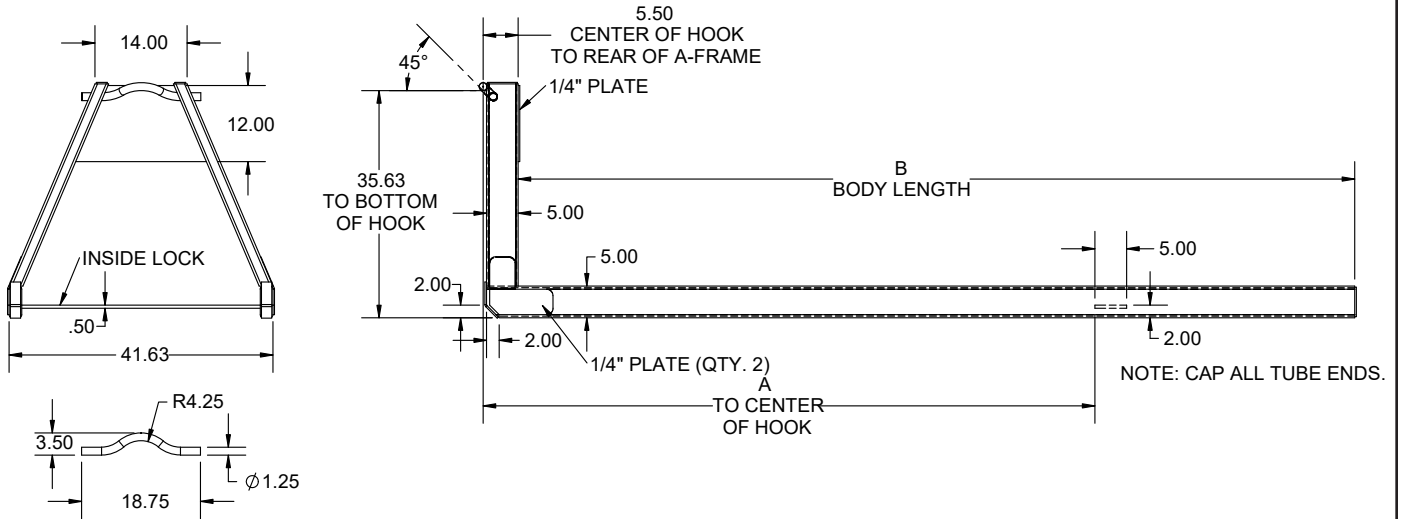


# Saddle Asm Roller - PN 124210 Parts List

## PN 124210

ITEM	PART	DESCRIPTION	QTY
1	122664	WLDMT SADDLE CARRIAGE NXT18	2
2	122983	WLDMT SADDLE SUPPORT NXT18	2
3	124209	ROLLER ASM 1.50X2.75X3.69	2
4	D0419	THRUST WASHER	4
5	D0790	WASHER 0.50 SAE FLAT YELLOW GR8	18
6	8833	CAP SCR 0.50-13X2.00 HHGR8	8
7	9844	CAP SCR 0.50-13X0.75 HHGR8	2
8	5468	NUT 0.50-13 HHGR8 NYLOC	8
9	123773CR	PIN TEAR DROP 1.50X4.94 W/ZERK ZC	2
10	C1592	ZERK 1/8 NPT STRAIGHT	2

# NXT18 (35.63HH) Skids - PN 132928



DRAWING FOR DIMENSIONAL PURPOSES ONLY

\*DIMENSIONS IN INCHES

# NXT18 (35.68HH) Skids - PN 132928 Parts List

## NXT18S

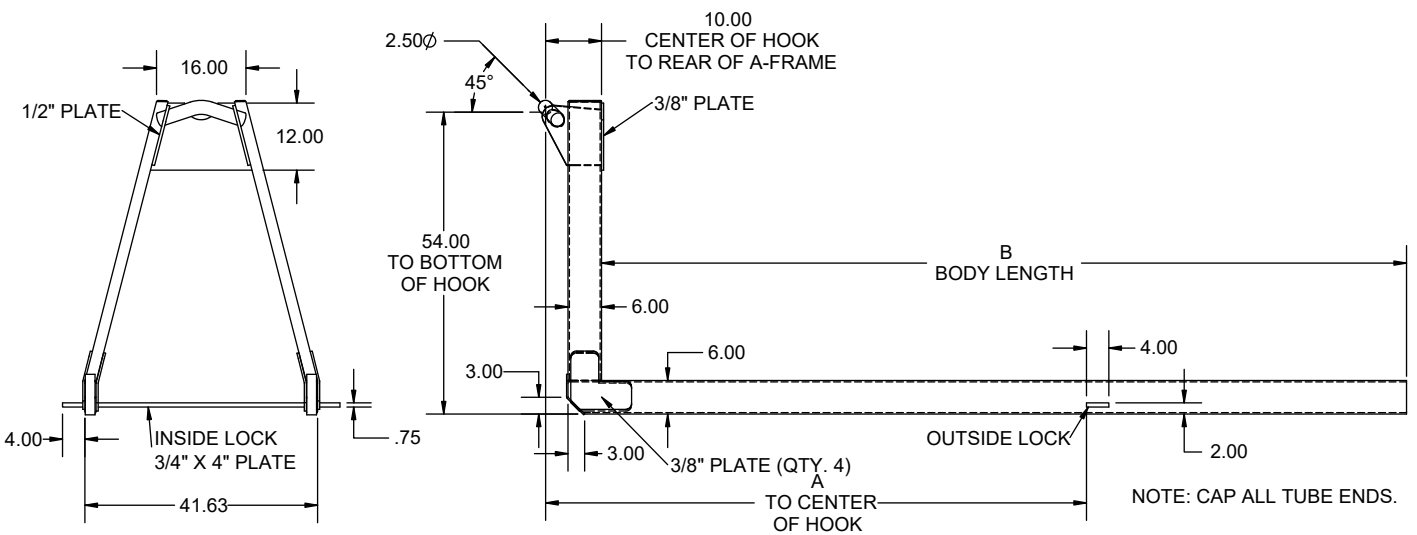
PART NO.	DESCRIPTION	A	B
8246	SKID 35.63HH 5X2 10' 96.5" INSIDE LOCK	96.50	120.00
8545	SKID 35.63HH 5X2 11' 96.5" INSIDE LOCK	96.50	132.00

## NXT18L

PART NO.	DESCRIPTION	A	B
8246	SKID 35.63HH 5X2 10' 96.5" INSIDE LOCK	96.50	120.00
8545	SKID 35.63HH 5X2 11' 96.5" INSIDE LOCK	96.50	132.00
8546	SKID 35.63HH 5X2 12' 96.5" INSIDE LOCK	96.50	144.00
8547	SKID 35.63HH 5X2 13' 96.5" INSIDE LOCK	96.50	156.00
8548	SKID 35.63HH 5X2 12' 110" INSIDE LOCK	110.00	144.00
8549	SKID 35.63HH 5X2 13' 110" INSIDE LOCK	110.00	156.00

**NOTES:**  
**DRAWING FOR DIMENSIONAL PURPOSES ONLY.**  
**DIMENSIONS IN INCHES.**

# NXT18L (54.00HH) Skids - PN 132929





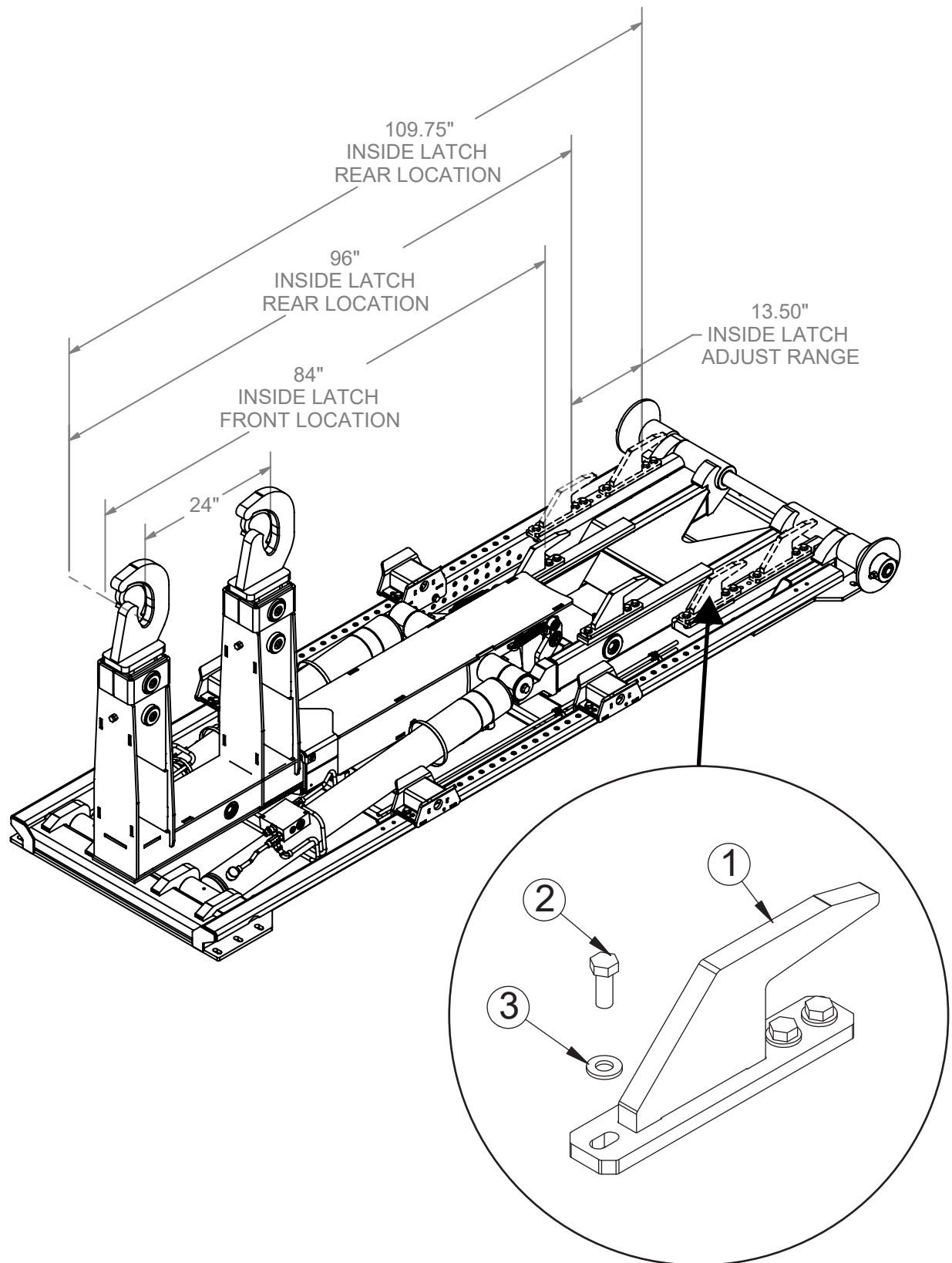
# NXT18L (54.00HH) Skids - PN 132929 Parts List

## PN 132929

PART NO.	DESCRIPTION	A	B
8561	SKID 54.00HH 6X2 12' 110" INSIDE LOCK	110	144
8562	SKID 54.00HH 6X2 13' 110" INSIDE LOCK	110	156
132924	SKID 54.00HH 6X2 12' 120" OUTSIDE LOCK	120	144
132925	SKID 54.00HH 6X2 13' 120" OUTSIDE LOCK	120	156

**NOTES:**  
**DRAWING FOR DIMENSIONAL PURPOSES ONLY.**  
**DIMENSIONS IN INCHES.**

# NXT18S Inside Latch Assembly - PN 123445



# NXT18S Inside Latch Assembly - PN 123445 Parts List

## PN 123445

ITEM	PART	DESCRIPTION	QTY
1	123256	LATCH INSIDE NXT18 BOLT ON	2
2	10666	CAP SCR 0.50-13X1.25 HHGR8	6
3	D0790	WASHER 0.50 SAE FLAT YELLOW GR8	6

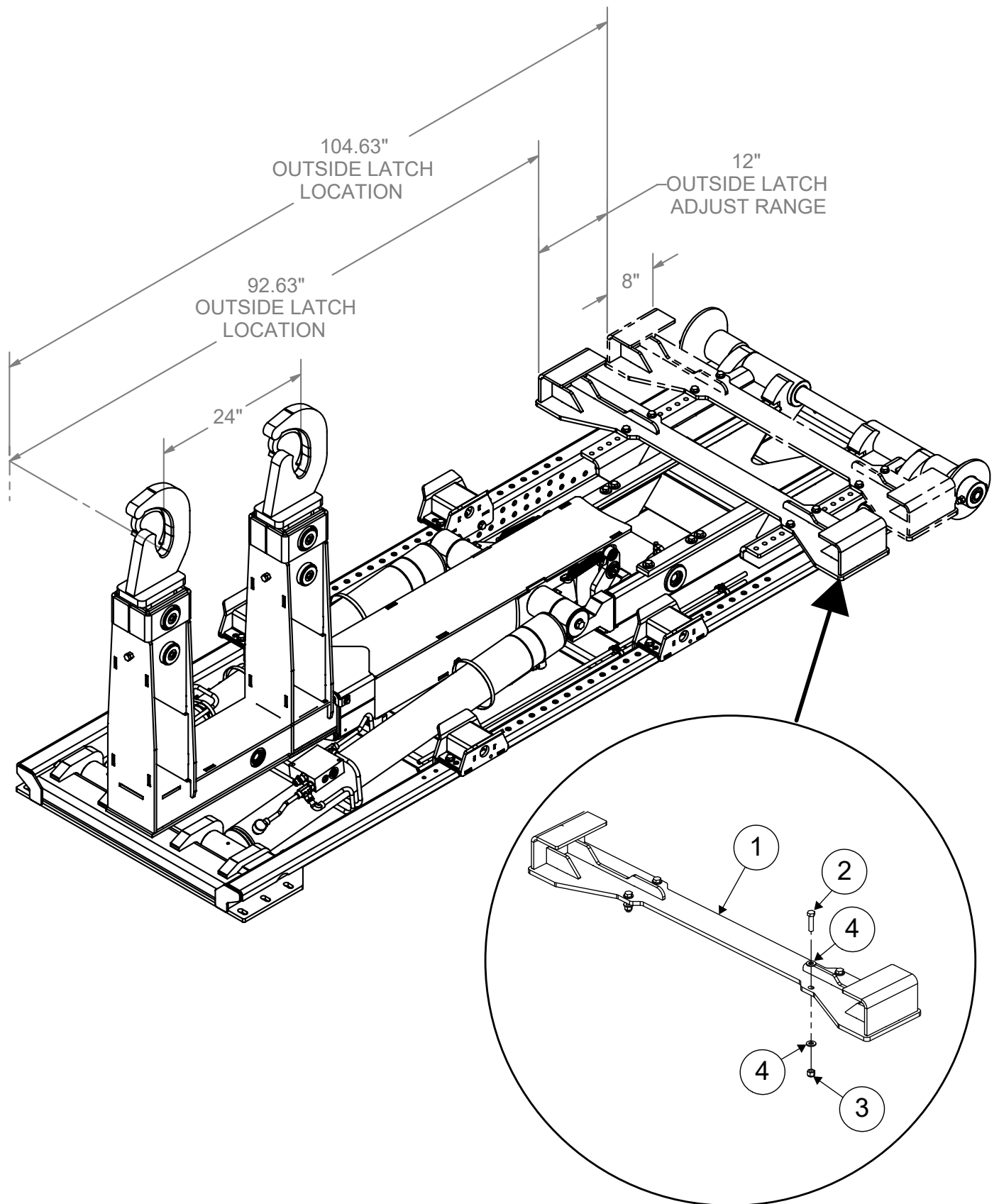
## ITEMS NOT SHOWN\*

PART	DESCRIPTION	QTY
8833	CAP SCR 0.50-13X2.00 HHGR8	6
5468	NUT 0.50-13 HHGR8 NYLOC	6
D0790	WASHER 0.50 SAE FLAT YELLOW GR8	6

### NOTES:

\*ITEMS NOT SHOWN: THIS HARDWARE IS USED WHEN LATCHES ARE INSTALLED IN THE REAR LOCATIONS.

# NXT18S Outside Latch Assembly - PN 123196

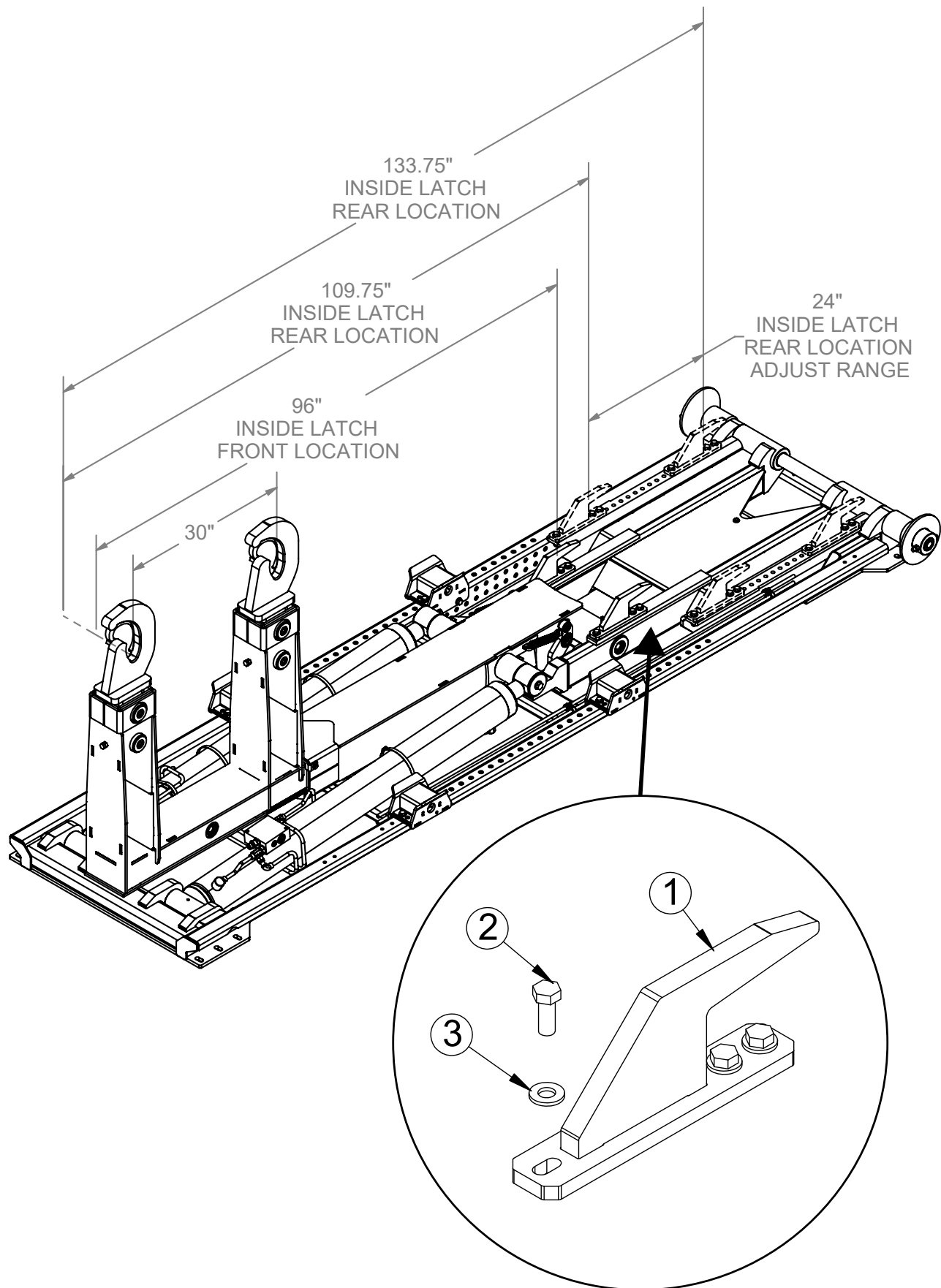


# NXT18S Outside Latch Assembly - 123196 Parts List

## PN 123196

ITEM	PART	DESCRIPTION	QTY
1	123197	LATCH WLDMT OUTSIDE NXT18 BOLT ON	1
2	8833	CAP SCR 0.50-13X2.00 HHGR8	4
3	5468	NUT 0.50-13 HHGR8 NYLOC	4
4	D0790	WASHER 0.50 SAE FLAT YELLOW GR8	8

# NXT18L Inside Latch Assembly - PN 123445



# NXT18L Inside Latch Assembly - PN 123445 Parts List

## PN 123445

ITEM	PART	DESCRIPTION	QTY
1	123256	LATCH INSIDE NXT18 BOLT ON	2
2	10666	CAP SCR 0.50-13X1.25 HHGR8	6
3	D0790	WASHER 0.50 SAE FLAT YELLOW GR8	6

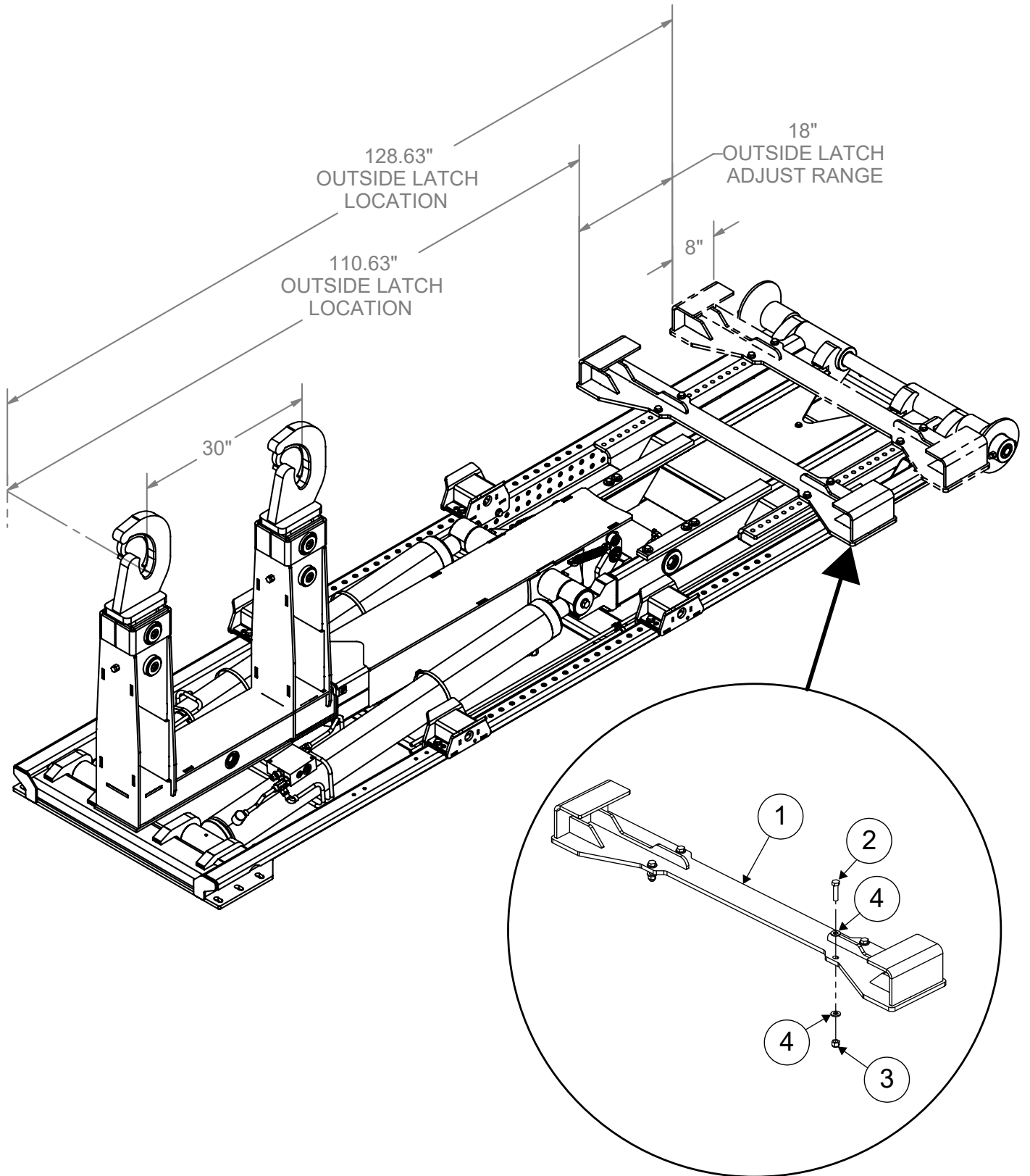
## ITEMS NOT SHOWN

PART	DESCRIPTION	QTY
8833	CAP SCR 0.50-13X2.00 HHGR8	6
5468	NUT 0.50-13 HHGR8 NYLOC	6
D0790	WASHER 0.50 SAE FLAT YELLOW GR8	6

### NOTES:

ITEMS NOT SHOWN: THIS HARDWARE IS USED WHEN LATCHES ARE INSTALLED IN THE REAR LOCATIONS.

# NXT18L Outside Latch Assembly - PN 123196



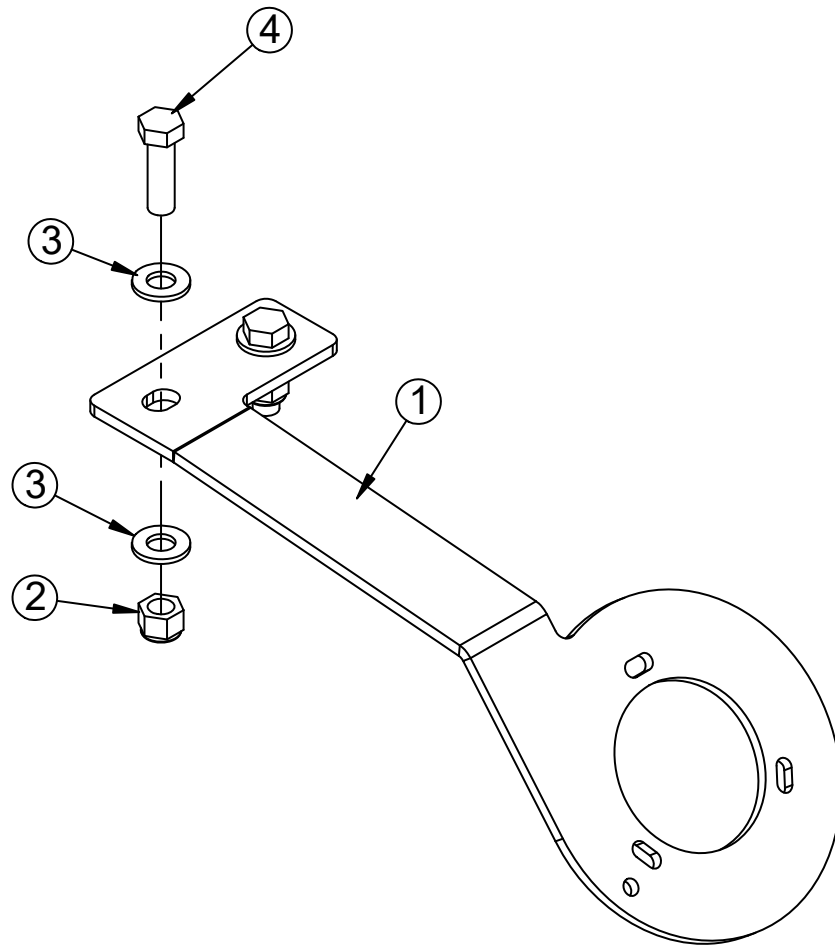


# NXT18L Outside Latch Assembly - 123196 Parts List

## PN 123196

ITEM	PART	DESCRIPTION	QTY
1	123197	LATCH WLDMT OUTSIDE NXT18 BOLT ON	1
2	8833	CAP SCR 0.50-13X2.00 HHGR8	4
3	5468	NUT 0.50-13 HHGR8 NYLOC	4
4	D0790	WASHER 0.50 SAE FLAT YELLOW GR8	8

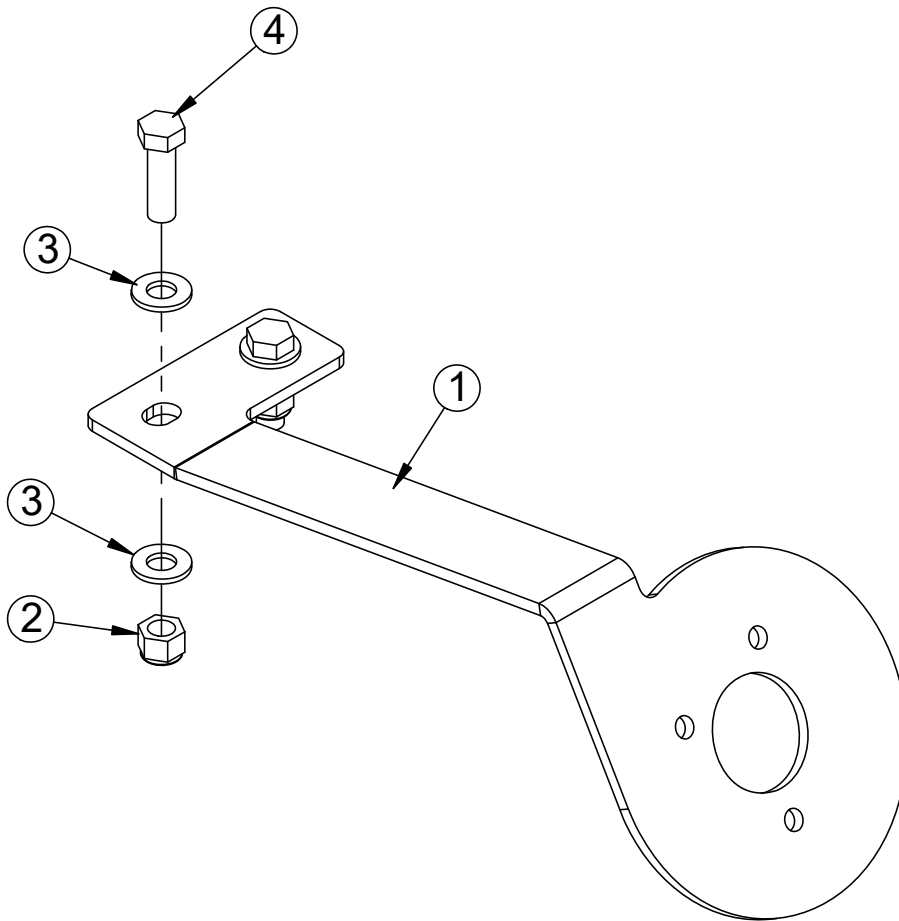
# Kit - Fuel Fill Bolt On - PN 125670



## PN 125670

ITEM	PART	DESCRIPTION	QTY
1	125013	BRKT FUEL FILL BOLT ON Z-RAIL	1
2	56673	NUT 0.38-16 HHGR8 NYLOC	2
3	C6353	WASHER 0.38 SAE FLAT YELLOW GR8	4
4	13576	CAP SCR 0.38-16X1.25 HHGR8	2

# Kit - Urea Fill Bolt On - PN 125000



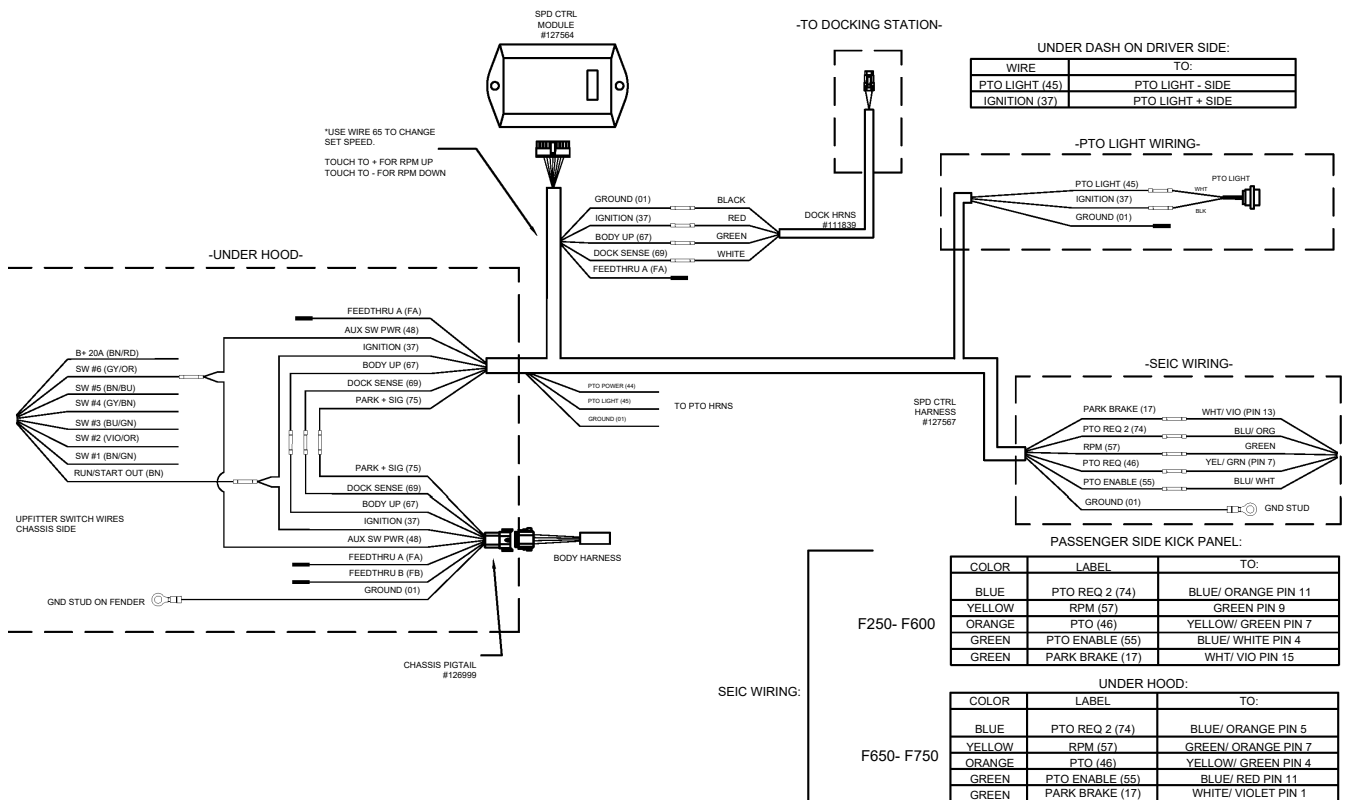
## PN 125000

ITEM	PART	DESCRIPTION	QTY
1	125001	BRKT UREA FILL BOLT ON Z-RAIL	1
2	56673	NUT 0.38-16 HHGR8 NYLOC	2
3	C6353	WASHER 0.38 SAE FLAT YELLOW GR8	4
4	13576	CAP SCR 0.38-16X1.25 HHGR8	2

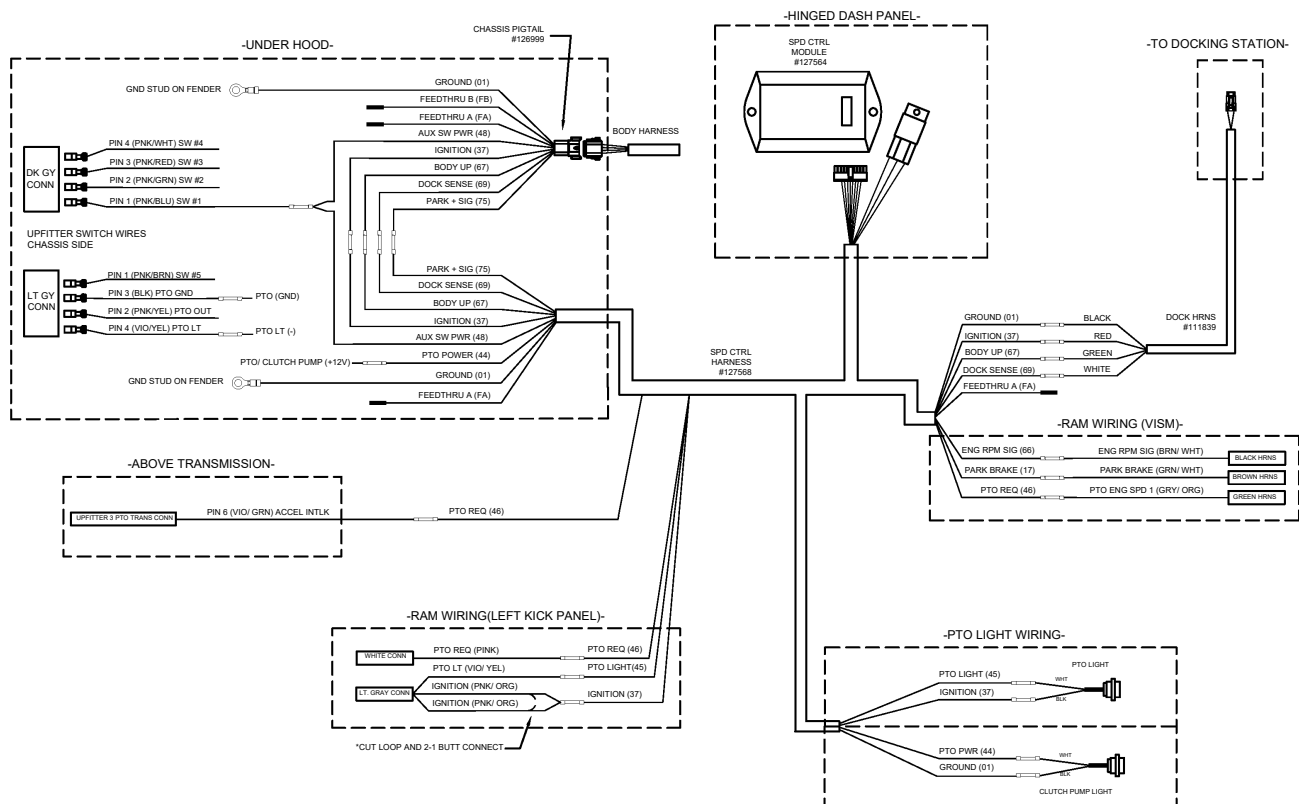
## ITEMS NOT SHOWN

PART	DESCRIPTION	QTY
97701	EXHAUST PIPE FORD 6.4L ELBOW 3.00"	1
102204	INSTRUCTIONS F550 DIESEL EXHAUST MODIFICATION	1

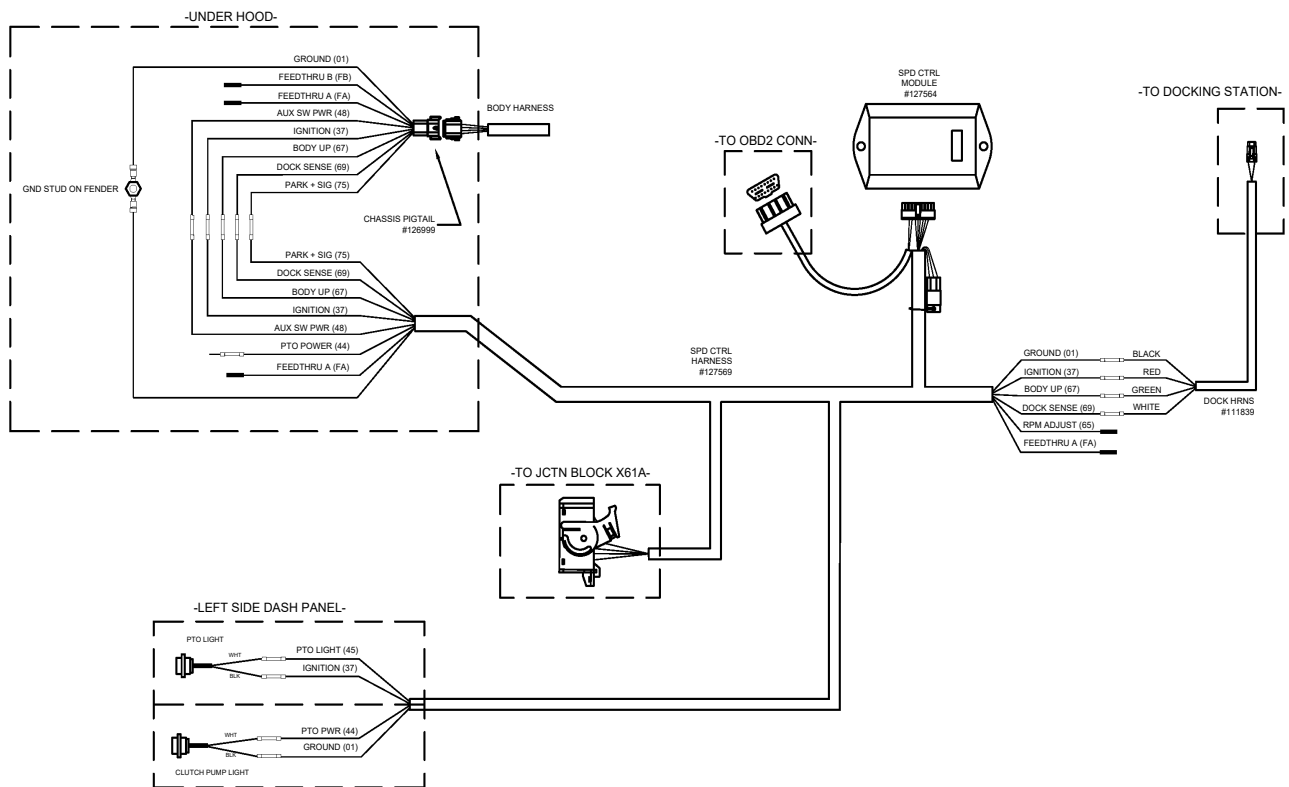
# Speed Control Kit - Ford - PN 127561



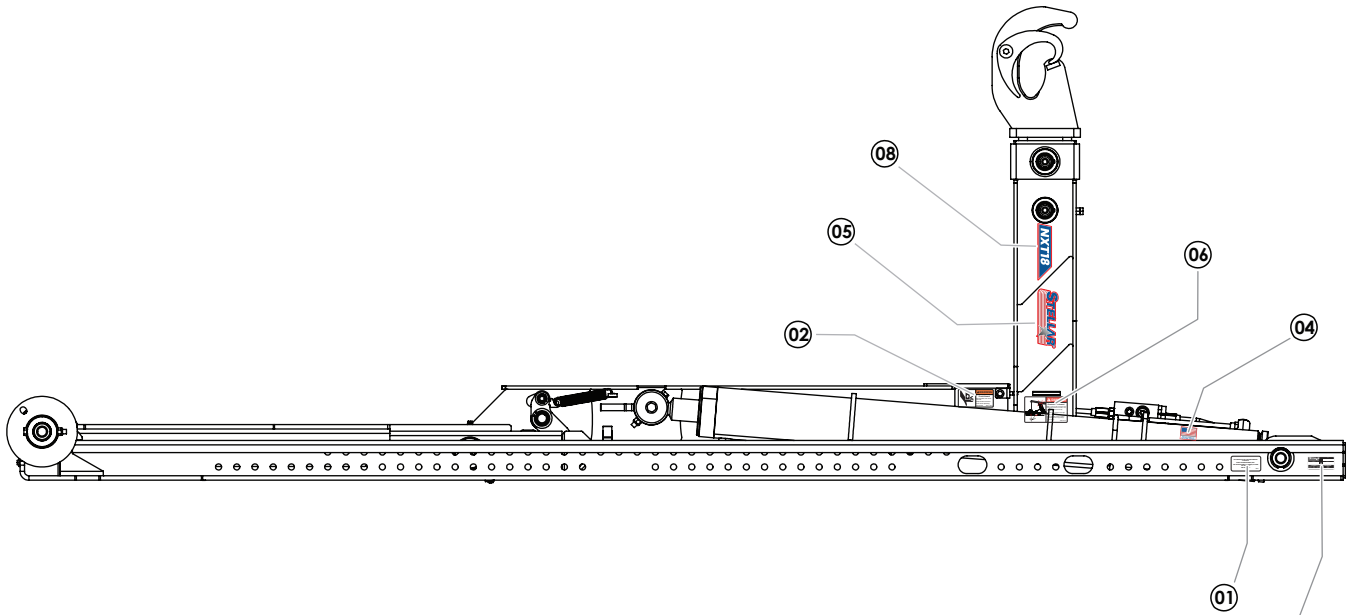
# Speed Control Kit - RAM - PN 127562



# Speed Control Kit - GM - PN 127563

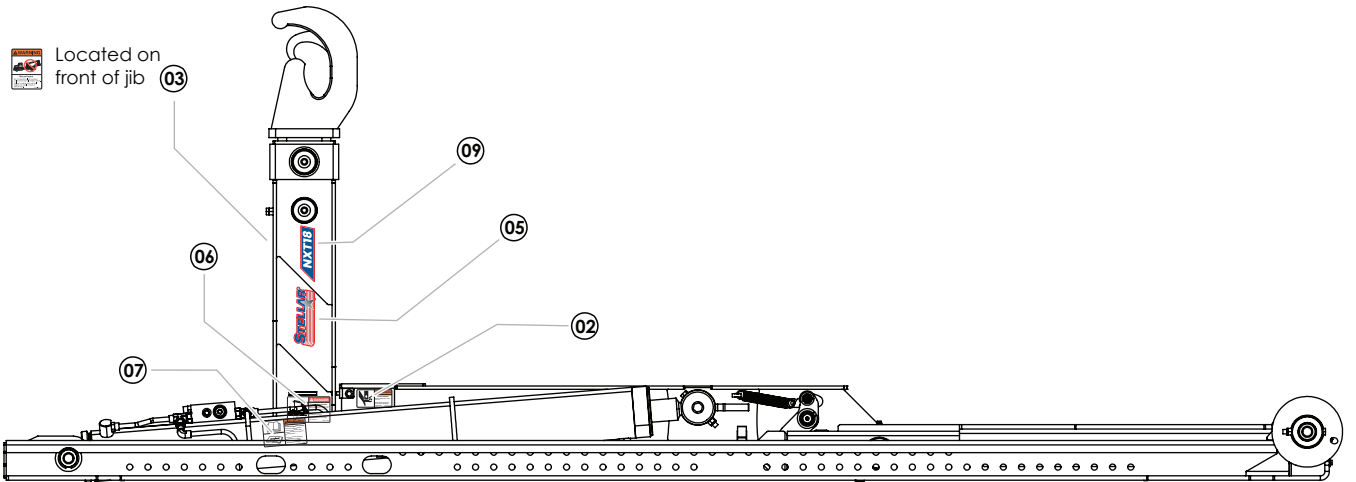


# NXT18 Hooklift Decals - PN 125669



**PN 125669**  
(Rev A - 04/03/23)

SERIAL PLATE (C5942)  
NOT INCLUDED  
WITH DECAL KIT



Located on  
front of jib

ITEM	PN	DESCRIPTION	QTY
01	4214	DECAL CONTACT STELLAR	1
02	25627	DECAL WARNING CRUSH	2
03	45955	DECAL WARNING HOOK HEIGHT MATCH	1
04	35234	DECAL STELLAR MADE IN THE USA	1
05	131282	DECAL STELLAR LOGO 6.76x2.47	2
06	55832	DECAL DANGER ELECTROCUTION HOOK	2
07	68024	DECAL WARNING UNTRAINED OPERATOR	1
08	131280	DECAL NXT18 STRIPE CS	1
09	131281	DECAL NXT18 STRIPE SS	1







Subject to Change without Notification.  
© 2024 Stellar Industries, Inc.